

---

# OMSimulator Documentation

*Release v2.1.2.post4-g031cd31*

**Lennart Ochel**

**May 10, 2024**



# CONTENTS

<b>1</b>	<b>Introduction</b>	<b>1</b>
<b>2</b>	<b>OMSimulator</b>	<b>3</b>
2.1	OMSimulator Flags . . . . .	3
2.2	Examples . . . . .	5
<b>3</b>	<b>OMSimulatorLib</b>	<b>7</b>
<b>4</b>	<b>C-API</b>	<b>9</b>
4.1	RunFile . . . . .	9
4.2	activateVariant . . . . .	9
4.3	addBus . . . . .	9
4.4	addConnection . . . . .	10
4.5	addConnector . . . . .	10
4.6	addConnectorToBus . . . . .	10
4.7	addConnectorToTLMBus . . . . .	10
4.8	addExternalModel . . . . .	10
4.9	addResources . . . . .	11
4.10	addSignalsToResults . . . . .	11
4.11	addSubModel . . . . .	11
4.12	addSystem . . . . .	11
4.13	addTLMBus . . . . .	11
4.14	addTLMConnection . . . . .	11
4.15	compareSimulationResults . . . . .	12
4.16	copySystem . . . . .	12
4.17	delete . . . . .	12
4.18	deleteConnection . . . . .	12
4.19	deleteConnectorFromBus . . . . .	13
4.20	deleteConnectorFromTLMBus . . . . .	13
4.21	deleteResources . . . . .	13
4.22	doStep . . . . .	13
4.23	duplicateVariant . . . . .	14
4.24	export . . . . .	14
4.25	exportDependencyGraphs . . . . .	14
4.26	exportSSMTemplate . . . . .	15
4.27	exportSSVTemplate . . . . .	15
4.28	exportSnapshot . . . . .	15
4.29	extractFMISort . . . . .	15
4.30	faultInjection . . . . .	16

4.31	freeMemory	16
4.32	getBoolean	16
4.33	getBus	16
4.34	getComponentType	16
4.35	getConnections	17
4.36	getConnector	17
4.37	getDirectionalDerivative	17
4.38	getElement	17
4.39	getElements	17
4.40	getFMUInfo	17
4.41	getFixedStepSize	18
4.42	getInteger	18
4.43	getModelState	18
4.44	getReal	18
4.45	getResultFile	18
4.46	getSolver	18
4.47	getStartTime	19
4.48	getStopTime	19
4.49	getString	19
4.50	getSubModelPath	19
4.51	getSystemType	19
4.52	getTLMBus	19
4.53	getTLMVariableTypes	20
4.54	getTime	20
4.55	getTolerance	20
4.56	getVariableStepSize	20
4.57	getVersion	20
4.58	importFile	20
4.59	importSnapshot	21
4.60	initialize	21
4.61	instantiate	21
4.62	list	21
4.63	listUnconnectedConnectors	21
4.64	listVariants	22
4.65	loadSnapshot	22
4.66	newModel	22
4.67	newResources	23
4.68	referenceResources	23
4.69	removeSignalsFromResults	23
4.70	rename	24
4.71	replaceSubModel	24
4.72	reset	24
4.73	setActivationRatio	24
4.74	setBoolean	25
4.75	setBusGeometry	25
4.76	setCommandLineOption	25
4.77	setConnectionGeometry	27
4.78	setConnectorGeometry	27
4.79	setElementGeometry	27
4.80	setFixedStepSize	27
4.81	setInteger	27

4.82	setLogFile	27
4.83	setLoggingCallback	28
4.84	setLoggingInterval	28
4.85	setLoggingLevel	28
4.86	setMaxLogFileSize	28
4.87	setReal	28
4.88	setRealInputDerivative	29
4.89	setResultFile	29
4.90	setSolver	29
4.91	setStartTime	29
4.92	setStopTime	29
4.93	setString	29
4.94	setTLMBusGeometry	30
4.95	setTLMConnectionParameters	30
4.96	setTLMPositionAndOrientation	30
4.97	setTLMSocketData	30
4.98	setTempDirectory	30
4.99	setTolerance	30
4.100	setUnit	31
4.101	setVariableStepSize	31
4.102	setWorkingDirectory	31
4.103	simulate	31
4.104	simulate_realtime	32
4.105	stepUntil	32
4.106	terminate	32
<b>5</b>	<b>OMSimulatorLua</b>	<b>33</b>
5.1	Examples	33
5.1.1	Lua Scripting Commands	34
5.2	activateVariant	34
5.3	addBus	34
5.4	addConnection	34
5.5	addConnector	34
5.6	addConnectorToBus	35
5.7	addConnectorToTLMBus	35
5.8	addExternalModel	35
5.9	addResources	35
5.10	addSignalsToResults	36
5.11	addSubModel	36
5.12	addSystem	36
5.13	addTLMBus	36
5.14	addTLMConnection	37
5.15	compareSimulationResults	37
5.16	copySystem	37
5.17	delete	38
5.18	deleteConnection	38
5.19	deleteConnectorFromBus	38
5.20	deleteConnectorFromTLMBus	38
5.21	deleteResources	38
5.22	duplicateVariant	39
5.23	export	40

5.24	exportDependencyGraphs	40
5.25	exportSSMTemplate	40
5.26	exportSSVTemplate	40
5.27	exportSnapshot	40
5.28	faultInjection	41
5.29	freeMemory	41
5.30	getBoolean	41
5.31	getDirectionalDerivative	41
5.32	getFixedStepSize	41
5.33	getInteger	42
5.34	getModelState	42
5.35	getReal	42
5.36	getSolver	42
5.37	getStartTime	42
5.38	getStopTime	42
5.39	getString	43
5.40	getSystemType	43
5.41	getTime	43
5.42	getTolerance	43
5.43	getVariableStepSize	43
5.44	getVersion	43
5.45	importFile	44
5.46	importSnapshot	44
5.47	initialize	44
5.48	instantiate	44
5.49	list	44
5.50	listUnconnectedConnectors	44
5.51	listVariants	45
5.52	loadSnapshot	45
5.53	newModel	46
5.54	newResources	46
5.55	referenceResources	46
5.56	removeSignalsFromResults	47
5.57	rename	47
5.58	replaceSubModel	47
5.59	reset	48
5.60	setActivationRatio	48
5.61	setBoolean	48
5.62	setCommandLineOption	48
5.63	setFixedStepSize	50
5.64	setInteger	50
5.65	setLogFile	50
5.66	setLoggingInterval	51
5.67	setLoggingLevel	51
5.68	setMaxLogFileSize	51
5.69	setReal	51
5.70	setRealInputDerivative	51
5.71	setResultFile	52
5.72	setSolver	52
5.73	setStartTime	52
5.74	setStopTime	52

5.75	setString	52
5.76	setTLMPositionAndOrientation	53
5.77	setTLMSocketData	53
5.78	setTempDirectory	53
5.79	setTolerance	53
5.80	setUnit	54
5.81	setVariableStepSize	54
5.82	setWorkingDirectory	54
5.83	simulate	54
5.84	simulate_realtime	54
5.85	stepUntil	54
5.86	terminate	55
<b>6</b>	<b>OMSimulatorPython</b>	<b>57</b>
6.1	Examples	57
6.2	Python Scripting Commands	58
6.3	activateVariant	58
6.4	addBus	59
6.5	addConnection	59
6.6	addConnector	59
6.7	addConnectorToBus	60
6.8	addConnectorToTLMBus	60
6.9	addExternalModel	60
6.10	addResources	60
6.11	addSignalsToResults	61
6.12	addSubModel	61
6.13	addSystem	61
6.14	addTLMBus	61
6.15	addTLMConnection	62
6.16	compareSimulationResults	62
6.17	copySystem	62
6.18	delete	62
6.19	deleteConnection	63
6.20	deleteConnectorFromBus	63
6.21	deleteConnectorFromTLMBus	63
6.22	deleteResources	63
6.23	doStep	64
6.24	duplicateVariant	64
6.25	export	65
6.26	exportDependencyGraphs	65
6.27	exportSSMTemplate	65
6.28	exportSSVTemplate	65
6.29	exportSnapshot	65
6.30	faultInjection	66
6.31	freeMemory	66
6.32	getBoolean	66
6.33	getDirectionalDerivative	66
6.34	getFixedStepSize	66
6.35	getInteger	67
6.36	getReal	67
6.37	getResultFile	67

6.38	getSolver	67
6.39	getStartTime	67
6.40	getStopTime	67
6.41	getString	68
6.42	getSubModelPath	68
6.43	getSystemType	68
6.44	getTime	68
6.45	getTolerance	68
6.46	getVariableStepSize	68
6.47	getVersion	69
6.48	importFile	69
6.49	importSnapshot	69
6.50	initialize	69
6.51	instantiate	69
6.52	list	69
6.53	listUnconnectedConnectors	70
6.54	listVariants	70
6.55	loadSnapshot	70
6.56	newModel	71
6.57	newResources	71
6.58	referenceResources	71
6.59	removeSignalsFromResults	72
6.60	rename	72
6.61	replaceSubModel	72
6.62	reset	73
6.63	setBoolean	73
6.64	setCommandLineOption	73
6.65	setFixedStepSize	75
6.66	setInteger	75
6.67	setLogFile	75
6.68	setLoggingInterval	75
6.69	setLoggingLevel	76
6.70	setMaxLogFileSize	76
6.71	setReal	76
6.72	setRealInputDerivative	76
6.73	setResultFile	77
6.74	setSolver	77
6.75	setStartTime	77
6.76	setStopTime	77
6.77	setString	77
6.78	setTempDirectory	78
6.79	setTolerance	78
6.80	setUnit	78
6.81	setVariableStepSize	78
6.82	setWorkingDirectory	79
6.83	simulate	79
6.84	stepUntil	79
6.85	terminate	79
6.85.1	Example: Pi	79

## 7 OpenModelicaScripting

83



7.1	Examples	83
7.2	OpenModelica Scripting Commands	84
7.3	addBus	84
7.4	addConnection	84
7.5	addConnector	84
7.6	addConnectorToBus	85
7.7	addConnectorToTLMBus	85
7.8	addExternalModel	85
7.9	addSignalsToResults	85
7.10	addSubModel	85
7.11	addSystem	85
7.12	addTLMBus	86
7.13	addTLMConnection	86
7.14	compareSimulationResults	86
7.15	copySystem	87
7.16	delete	87
7.17	deleteConnection	87
7.18	deleteConnectorFromBus	87
7.19	deleteConnectorFromTLMBus	88
7.20	export	88
7.21	exportDependencyGraphs	88
7.22	exportSnapshot	88
7.23	extractFMISort	88
7.24	faultInjection	88
7.25	freeMemory	89
7.26	getBoolean	89
7.27	getFixedStepSize	89
7.28	getInteger	89
7.29	getModelState	89
7.30	getReal	90
7.31	getSolver	90
7.32	getStartTime	90
7.33	getStopTime	90
7.34	getSubModelPath	90
7.35	getSystemType	90
7.36	getTime	91
7.37	getTolerance	91
7.38	getVariableStepSize	91
7.39	getVersion	91
7.40	importFile	91
7.41	importSnapshot	91
7.42	initialize	92
7.43	instantiate	92
7.44	list	92
7.45	listUnconnectedConnectors	92
7.46	loadSnapshot	92
7.47	newModel	93
7.48	removeSignalsFromResults	93
7.49	rename	93
7.50	reset	93
7.51	setBoolean	93

7.52	setCommandLineOption . . . . .	93
7.53	setFixedStepSize . . . . .	95
7.54	setInteger . . . . .	96
7.55	setLogFile . . . . .	96
7.56	setLoggingInterval . . . . .	96
7.57	setLoggingLevel . . . . .	96
7.58	setReal . . . . .	96
7.59	setRealInputDerivative . . . . .	97
7.60	setResultFile . . . . .	97
7.61	setSolver . . . . .	97
7.62	setStartTime . . . . .	97
7.63	setStopTime . . . . .	98
7.64	setTLMPositionAndOrientation . . . . .	98
7.65	setTLMSocketData . . . . .	98
7.66	setTempDirectory . . . . .	98
7.67	setTolerance . . . . .	98
7.68	setVariableStepSize . . . . .	99
7.69	setWorkingDirectory . . . . .	99
7.70	simulate . . . . .	99
7.71	stepUntil . . . . .	99
7.72	terminate . . . . .	99
<b>8</b>	<b>Graphical Modelling</b>	<b>101</b>
8.1	New SSP Model . . . . .	101
8.2	Add System . . . . .	102
8.3	Add SubModel . . . . .	104
8.4	Simulate . . . . .	104
8.5	Dual Mass Oscillator Example . . . . .	105
<b>9</b>	<b>SSP Support</b>	<b>107</b>
9.1	Bus Connections . . . . .	107
9.2	TLM Systems . . . . .	108
9.3	TLM Connections . . . . .	109
	<b>Index</b>	<b>117</b>

## INTRODUCTION

The OMSimulator project is a FMI-based co-simulation tool that supports ordinary (i.e., non-delayed) and TLM connections. It supports large-scale simulation and virtual prototyping using models from multiple sources utilizing the FMI standard. It is integrated into OpenModelica but also available stand-alone, i.e., without dependencies to Modelica specific models or technology. OMSimulator provides an industrial-strength open-source FMI-based modelling and simulation tool. Input/output ports of FMUs can be connected, ports can be grouped to buses, FMUs can be parameterized and composed, and composite models can be exported according to the (preliminary) SSP (System Structure and Parameterization) standard. Efficient FMI based simulation is provided for both model-exchange and co-simulation. TLM-based tool connection is provided for a range of applications, e.g., Adams, Simulink, Beast, Dymola, and OpenModelica. Moreover, optional TLM (Transmission Line Modelling) domain-specific connectors are also supported, providing additional numerical stability to co-simulation. An external API is available for use from other tools and scripting languages such as *Python* and *Lua*.



## OMSIMULATOR

OMSimulator is a command line wrapper for the OMSimulatorLib library.

### 2.1 OMSimulator Flags

A brief description of all command line flags will be displayed using `OMSimulator --help`:

```
info:  Usage: OMSimulator [Options] [Lua script] [FMU] [SSP file]
       Options:
         --addParametersToCSV=<arg>      Export parameters to .csv file
         ↪(true, [false])
         --algLoopSolver=<arg>           Specifies the alg. loop solver
         ↪method (fixedpoint, [kinsol]) used for algebraic loops spanning over
         ↪multiple components.
         --clearAllOptions               Reset all flags to default values
         --CVODEMaxErrTestFails=<int>    Maximum number of error test
         ↪failures for CVODE
         --CVODEMaxNLSFailures=<int>     Maximum number of nonlinear
         ↪convergence failures for CVODE
         --CVODEMaxNLSIterations=<int>   Maximum number of nonlinear solver
         ↪iterations for CVODE
         --CVODEMaxSteps=<int>           Maximum number of steps for CVODE
         --deleteTempFiles=<bool>        Deletes temp files as soon as they
         ↪are no longer needed ([true], false)
         --directionalDerivatives=<bool> Specifies whether directional
         ↪derivatives should be used to calculate the Jacobian for alg. loops or if a
         ↪numerical approximation should be used instead ([true], false)
         --dumpAlgLoops=<bool>          Dump information for alg loops
         ↪(true, [false])
         --emitEvents=<bool>            Specifies whether events should be
         ↪emitted or not ([true], false)
         --fetchAllVars=<arg>           Workaround for certain FMUs that
         ↪do not update all internal dependencies automatically
         --help [-h]                   Displays the help text
         --ignoreInitialUnknowns=<bool> Ignore the initial unknowns from
         ↪the modelDescription.xml (true, [false])
         --inputExtrapolation=<bool>    Enables input extrapolation using
         ↪derivative information (true, [false])
```

(continues on next page)

(continued from previous page)

<code>--intervals=&lt;int&gt; [-i]</code>	Specifies the number of
<code>↪communication points (arg &gt; 1)</code>	
<code>--logFile=&lt;arg&gt; [-l]</code>	Specifies the logfile (stdout is
<code>↪used if no log file is specified)</code>	
<code>--logLevel=&lt;int&gt;</code>	0 default, 1 debug, 2 debug+trace
<code>--maxEventIteration=&lt;int&gt;</code>	Specifies the max. number of
<code>↪iterations for handling a single event</code>	
<code>--maxLoopIteration=&lt;int&gt;</code>	Specifies the max. number of
<code>↪iterations for solving algebraic loops between system-level components.</code>	
<code>↪Internal algebraic loops of components are not affected.</code>	
<code>--mode=&lt;arg&gt; [-m]</code>	Forces a certain FMI mode iff the
<code>↪FMU provides cs and me (cs, [me])</code>	
<code>--numProcs=&lt;int&gt; [-n]</code>	Specifies the max. number of
<code>↪processors to use (0=auto, 1=default)</code>	
<code>--progressBar=&lt;bool&gt;</code>	Shows a progress bar for the
<code>↪simulation progress in the terminal (true, [false])</code>	
<code>--realTime=&lt;bool&gt;</code>	Experimental feature for (soft)
<code>↪real-time co-simulation (true, [false])</code>	
<code>--resultFile=&lt;arg&gt; [-r]</code>	Specifies the name of the output
<code>↪result file</code>	
<code>--skipCSVHeader=&lt;arg&gt;</code>	Skip exporting the scv delimiter
<code>↪in the header ([true], false),</code>	
<code>--solver=&lt;arg&gt;</code>	Specifies the integration method
<code>↪(euler, [cvcde])</code>	
<code>--solverStats=&lt;bool&gt;</code>	Adds solver stats to the result
<code>↪file, e.g. step size; not supported for all solvers (true, [false])</code>	
<code>--startTime=&lt;double&gt; [-s]</code>	Specifies the start time
<code>--stepSize=&lt;arg&gt;</code>	Specifies the step size (<step
<code>↪size&gt; or &lt;init step,min step,max step&gt;)</code>	
<code>--stopTime=&lt;double&gt; [-t]</code>	Specifies the stop time
<code>--stripRoot=&lt;bool&gt;</code>	Removes the root system prefix
<code>↪from all exported signals (true, [false])</code>	
<code>--suppressPath=&lt;bool&gt;</code>	Supresses path information in info
<code>↪messages; especially useful for testing ([true], false)</code>	
<code>--tempDir=&lt;arg&gt;</code>	Specifies the temp directory
<code>--timeout=&lt;int&gt;</code>	Specifies the maximum allowed time
<code>↪in seconds for running a simulation (0 disables)</code>	
<code>--tolerance=&lt;double&gt;</code>	Specifies the relative tolerance
<code>--version [-v]</code>	Displays version information
<code>--wallTime=&lt;bool&gt;</code>	Add wall time information for to
<code>↪the result file (true, [false])</code>	
<code>--workingDir=&lt;arg&gt;</code>	Specifies the working directory
<code>--zeroNominal=&lt;bool&gt;</code>	Using this flag, FMUs with invalid
<code>↪nominal values will be accepted and the invalid nominal values will be</code>	
<code>↪replaced with 1.0</code>	

To use flag `logLevel` with option `debug` (`--logLevel=1`) or `debug+trace` (`--logLevel=2`) one needs to build OMSimulator with debug configuration enabled. Refer to the [OMSimulator README on GitHub](#) for further instructions.

## 2.2 Examples

```
OMSimulator --timeout 180 example.lua
```





## **OMSIMULATORLIB**

This library is the core of OMSimulator and provides a C interface that can easily be utilized to handle co-simulation scenarios.



## 4.1 RunFile

Simulates a single FMU or SSP model.

```
oms_status_enu_t oms_RunFile(const char* filename);
```

## 4.2 activateVariant

This API provides support to activate a multi-variant modelling from an ssp file [(e.g). SystemStructure.ssd, VarA.ssd, VarB.ssd ] from a ssp file. By default when importing a ssp file the default variant will be “SystemStructure.ssd”. The users can be able to switch between other variants by using this API and make changes to that particular variant and simulate them.

```
oms_status_enu_t oms_activateVariant(const char* crefA, const char* crefB);
```

An example of activating the number of available variants in a ssp file

```
oms_newModel(“model”)          oms_addSystem(“model.root”,          “system_wc”)
oms_addSubModel(“model.root.A”, “A.fmu”) oms_duplicateVariant(“model”, “varA”) //
varA will be the current variant oms_duplicateVariant(“varA”, “varB”) // varB will be the
current variant oms_activateVariant(“varB”, “varA”) // Reactivate the variant varB to varA
oms_activateVariant(“varA”, “model”) // Reactivate the variant varA to model
```

## 4.3 addBus

Adds a bus to a given component.

```
oms_status_enu_t oms_addBus(const char* cref);
```

## 4.4 addConnection

Adds a new connection between connectors *A* and *B*. The connectors need to be specified as fully qualified component references, e.g., “*model.system.component.signal*”.

```
oms_status_enu_t oms_addConnection(const char* crefA, const char* crefB, bool_
↳ suppressUnitConversion);
```

The two arguments *crefA* and *crefB* get swapped automatically if necessary. The third argument *suppressUnitConversion* is optional and the default value is *false* which allows automatic unit conversion between connections, if set to *true* then automatic unit conversion will be disabled.

## 4.5 addConnector

Adds a connector to a given component.

```
oms_status_enu_t oms_addConnector(const char* cref, oms_causality_enu_t_
↳ causality, oms_signal_type_enu_t type);
```

## 4.6 addConnectorToBus

Adds a connector to a bus.

```
oms_status_enu_t oms_addConnectorToBus(const char* busCref, const char*_
↳ connectorCref);
```

## 4.7 addConnectorToTLMBus

Adds a connector to a TLM bus.

```
oms_status_enu_t oms_addConnectorToTLMBus(const char* busCref, const char*_
↳ connectorCref, const char *type);
```

## 4.8 addExternalModel

Adds an external model to a TLM system.

```
oms_status_enu_t oms_addExternalModel(const char* cref, const char* path,_
↳ const char* startscript);
```

## 4.9 addResources

Adds an external resources to an existing SSP. The external resources should be a “.ssv” or “.ssm” file

```
oms_status_enu_t oms_addResources(const char* cref, const char* path)
```

## 4.10 addSignalsToResults

Add all variables that match the given regex to the result file.

```
oms_status_enu_t oms_addSignalsToResults(const char* cref, const char* regex);
```

The second argument, i.e. regex, is considered as a regular expression (C++11). “.\*” and “(.\*?)” can be used to hit all variables.

## 4.11 addSubModel

Adds a component to a system.

```
oms_status_enu_t oms_addSubModel(const char* cref, const char* fmuPath);
```

## 4.12 addSystem

Adds a (sub-)system to a model or system.

```
oms_status_enu_t oms_addSystem(const char* cref, oms_system_enu_t type);
```

## 4.13 addTLMBus

Adds a TLM bus.

```
oms_status_enu_t oms_addTLMBus(const char* cref, oms_tlm_domain_t domain,
↪const int dimensions, const oms_tlm_interpolation_t interpolation);
```

## 4.14 addTLMConnection

Connects two TLM connectors.

```
oms_status_enu_t oms_addTLMConnection(const char* crefA, const char* crefB,
↪double delay, double alpha, double linearimpedance, double
↪angularimpedance);
```

## 4.15 compareSimulationResults

This function compares a given signal of two result files within absolute and relative tolerances.

```
int oms_compareSimulationResults(const char* filenameA, const char* filenameB,  
↪ const char* var, double relTol, double absTol);
```

The following table describes the input values:

Input	Type	Description
filenameA	String	Name of first result file to compare.
filenameB	String	Name of second result file to compare.
var	String	Name of signal to compare.
relTol	Number	Relative tolerance.
absTol	Number	Absolute tolerance.

The following table describes the return values:

Type	Description
Integer	1 if the signal is considered as equal, 0 otherwise

## 4.16 copySystem

Copies a system.

```
oms_status_enu_t oms_copySystem(const char* source, const char* target);
```

## 4.17 delete

Deletes a connector, component, system, or model object.

```
oms_status_enu_t oms_delete(const char* cref);
```

## 4.18 deleteConnection

Deletes the connection between connectors *crefA* and *crefB*.

```
oms_status_enu_t oms_deleteConnection(const char* crefA, const char* crefB);
```

The two arguments *crefA* and *crefB* get swapped automatically if necessary.

## 4.19 deleteConnectorFromBus

Deletes a connector from a given bus.

```
oms_status_enumer_t oms_deleteConnectorFromBus(const char* busCref, const char*  
↪connectorCref);
```

## 4.20 deleteConnectorFromTLMBus

Deletes a connector from a given TLM bus.

```
oms_status_enumer_t oms_deleteConnectorFromTLMBus(const char* busCref, const_  
↪char* connectorCref);
```

## 4.21 deleteResources

Deletes the reference and resource file in a SSP. Deletion of “.ssv” and “.ssm” files are currently supported. The API can be used in two ways.

- 1) deleting only the reference file in “.ssd”.
- 2) deleting both reference and resource files in “.ssp”.

To delete only the reference file in ssd, the user should provide the full qualified cref of the “.ssv” file associated with a system or subsystem or component (e.g) “model.root:root1.ssv”.

To delete both the reference and resource file in ssp, it is enough to provide only the model cref of the “.ssv” file (e.g) “model:root1.ssv”.

When deleting only the references of a “.ssv” file, if a parameter mapping file “.ssm” is binded to a “.ssv” file then the “.ssm” file will also be deleted. It is not possible to delete the references of “.ssm” separately as the ssm file is binded to a ssv file.

The filename of the reference or resource file is provided by the users using colon suffix at the end of cref. (e.g) “:root.ssv”

```
oms_status_enumer_t oms_deleteResources(const char* cref);
```

## 4.22 doStep

Simulates a macro step of the given composite model. The step size will be determined by the master algorithm and is limited by the defined minimal and maximal step sizes.

```
oms_status_enumer_t oms_doStep(const char* cref);
```

## 4.23 duplicateVariant

This API provides support to develop a multi-variant modelling in OMSimulator [(e.g). SystemStructure.ssd, VarA.ssd, VarB.ssd ]. When duplicating a variant, the new variant becomes the current variant and all the changes made by the users are applied to the new variants only, and all the ssv and ssm resources associated with the new variant will be given new name based on the variant name provided by the user. This allows the bundling of multiple variants of a system structure definition referencing a similar set of packaged resources as a single SSP. However there must still be one SSD file named SystemStructure.ssd at the root of the ZIP archive which will be considered as default variant.

```
oms_status_enu_t oms_duplicateVariant(const char* crefA, const char* crefB);
```

An example of creating a multi-variant modelling is presented below

```
oms_newModel("model")
oms_addSystem("model.root", "system_wc")
oms_addSubModel("model.root.A", "A.fmu")
oms_setReal("model.root.A.param1", "10")
oms_duplicateVariant("model", "varB")
oms_addSubModel("varB.root.B", "B.fmu")
oms_setReal("varB.root.A.param2", "20")
oms_export("varB", "variant.ssp")
```

The variant.ssp file will have the following structure

```
Variant.ssp
  SystemStructure.ssd
  varB.ssd
  resources\
    A.fmu
    B.fmu
```

## 4.24 export

Exports a composite model to a SPP file.

```
oms_status_enu_t oms_export(const char* cref, const char* filename);
```

## 4.25 exportDependencyGraphs

Export the dependency graphs of a given model to dot files.

```
oms_status_enu_t oms_exportDependencyGraphs(const char* cref, const char* 
↳ initialization, const char* event, const char* simulation);
```



## 4.26 exportSSMTemplate

Exports all signals that have start values of one or multiple FMUs to a SSM file that are read from modelDescription.xml with a mapping entry. The mapping entry specifies a single mapping between a parameter in the source and a parameter of the system or component being parameterized. The mapping entry contains two attributes namely source and target. The source attribute will be empty and needs to be manually mapped by the users associated with the parameter name defined in the SSV file, the target contains the name of parameter in the system or component to be parameterized. The function can be called for a top level model or a certain FMU component. If called for a top level model, start values of all FMUs are exported to the SSM file. If called for a component, start values of just this FMU are exported to the SSM file.

```
oms_status_enu_t oms_exportSSMTemplate(const char* cref, const char* filename)
```

## 4.27 exportSSVTemplate

Exports all signals that have start values of one or multiple FMUs to a SSV file that are read from modelDescription.xml. The function can be called for a top level model or a certain FMU component. If called for a top level model, start values of all FMUs are exported to the SSV file. If called for a component, start values of just this FMU are exported to the SSV file.

```
oms_status_enu_t oms_exportSSVTemplate(const char* cref, const char* filename)
```

## 4.28 exportSnapshot

Lists the SSD representation of a given model, system, or component.

Memory is allocated for *contents*. The caller is responsible to free it using the C-API. The Lua and Python bindings take care of the memory and the caller doesn't need to call free.

```
oms_status_enu_t oms_exportSnapshot(const char* cref, char** contents);
```

## 4.29 extractFMKind

Extracts the FMI kind of a given FMU from the file system.

```
oms_status_enu_t oms_extractFMKind(const char* filename, oms_fmi_kind_enu_t*  
↪ kind);
```

## 4.30 faultInjection

Defines a new fault injection block.

```
oms_status_enu_t oms_faultInjection(const char* signal, oms_fault_type_enu_t ↵  
↪faultType, double faultValue);
```

type	Description"
oms_fault_type_bias	$y = y.\$original + \text{faultValue}$
oms_fault_type_gain	$y = y.\$original * \text{faultValue}$
oms_fault_type_const	$y = \text{faultValue}$

## 4.31 freeMemory

Free the memory allocated by some other API. Pass the object for which memory is allocated.

```
void oms_freeMemory(void* obj);
```

## 4.32 getBoolean

Get boolean value of given signal.

```
oms_status_enu_t oms_getBoolean(const char* cref, bool* value);
```

## 4.33 getBus

Gets the bus object.

```
oms_status_enu_t oms_getBus(const char* cref, oms_busconnector_t** ↵  
↪busConnector);
```

## 4.34 getComponentType

Gets the type of the given component.

```
oms_status_enu_t oms_getComponentType(const char* cref, oms_component_enu_t* ↵  
↪type);
```

## 4.35 getConnection

Get list of all connections from a given component.

```
oms_status_enumeration_t oms_getConnections(const char* cref, oms_connection_t***  
→connections);
```

## 4.36 getConnector

Gets the connector object of the given connector cref.

```
oms_status_enumeration_t oms_getConnector(const char* cref, oms_connector_t**  
→connector);
```

## 4.37 getDirectionalDerivative

This function computes the directional derivatives of an FMU.

```
oms_status_enumeration_t oms_getDirectionalDerivative(const char* cref, double*  
→value);
```

## 4.38 getElement

Get element information of a given component reference.

```
oms_status_enumeration_t oms_getElement(const char* cref, oms_element_t** element);
```

## 4.39 getElements

Get list of all sub-components of a given component reference.

```
oms_status_enumeration_t oms_getElements(const char* cref, oms_element_t*** elements);
```

## 4.40 getFMUInfo

Returns FMU specific information.

```
oms_status_enumeration_t oms_getFMUInfo(const char* cref, const oms_fmu_info_t**  
→fmuInfo);
```

## 4.41 getFixedStepSize

Gets the fixed step size. Can be used for the communication step size of co-simulation systems and also for the integrator step size in model exchange systems.

```
oms_status_enu_t oms_getFixedStepSize(const char* cref, double* stepSize);
```

## 4.42 getInteger

Get integer value of given signal.

```
oms_status_enu_t oms_getInteger(const char* cref, int* value);
```

## 4.43 getModelState

Gets the model state of the given model cref.

```
oms_status_enu_t oms_getModelState(const char* cref, oms_modelState_enu_t*  
↪modelState);
```

## 4.44 getReal

Get real value.

```
oms_status_enu_t oms_getReal(const char* cref, double* value);
```

## 4.45 getResultFile

Gets the result filename and buffer size of the given model cref.

```
oms_status_enu_t oms_getResultFile(const char* cref, char** filename, int*  
↪bufferSize);
```

## 4.46 getSolver

Gets the selected solver method of the given system.

```
oms_status_enu_t oms_getSolver(const char* cref, oms_solver_enu_t* solver);
```

## 4.47 getStartTime

Get the start time from the model.

```
oms_status_enu_t oms_getStartTime(const char* cref, double* startTime);
```

## 4.48 getStopTime

Get the stop time from the model.

```
oms_status_enu_t oms_getStopTime(const char* cref, double* stopTime);
```

## 4.49 getString

Get string value.

Memory is allocated for *value*. The caller is responsible to free it using the C-API. The Lua and Python bindings take care of the memory and the caller doesn't need to call free.

```
oms_status_enu_t oms_getString(const char* cref, char** value);
```

## 4.50 getSubModelPath

Returns the path of a given component.

```
oms_status_enu_t oms_getSubModelPath(const char* cref, char** path);
```

## 4.51 getSystemType

Gets the type of the given system.

```
oms_status_enu_t oms_getSystemType(const char* cref, oms_system_enu_t* type);
```

## 4.52 getTLMBus

Gets the TLM bus objects of the given TLM bus cref.

```
oms_status_enu_t oms_getTLMBus(const char* cref, oms_tlmconnector_t**  
    ↪ tlmBusConnector);
```

## 4.53 getTLMVariableTypes

Gets the type of an TLM variable.

```
oms_status_enu_t oms_getTLMVariableTypes(oms_tlm_domain_t domain, const int_  
↳ dimensions, const oms_tlm_interpolation_t interpolation, char ***types,_  
↳ char ***descriptions);
```

## 4.54 getTime

Get the current simulation time from the model.

```
oms_status_enu_t oms_getTime(const char* cref, double* time);
```

## 4.55 getTolerance

Gets the tolerance of a given system or component.

```
oms_status_enu_t oms_getTolerance(const char* cref, double* absoluteTolerance,  
↳ double* relativeTolerance);
```

## 4.56 getVariableStepSize

Gets the step size parameters.

```
oms_status_enu_t oms_getVariableStepSize(const char* cref, double*_  
↳ initialStepSize, double* minimumStepSize, double* maximumStepSize);
```

## 4.57 getVersion

Returns the library's version string.

```
const char* oms_getVersion();
```

## 4.58 importFile

Imports a composite model from a SSP file.

```
oms_status_enu_t oms_importFile(const char* filename, char** cref);
```

## 4.59 importSnapshot

Loads a snapshot to restore a previous model state. The model must be in virgin model state, which means it must not be instantiated.

```
oms_status_enu_t oms_importSnapshot(const char* cref, const char* snapshot,
↪char** newCref);
```

## 4.60 initialize

Initializes a composite model.

```
oms_status_enu_t oms_initialize(const char* cref);
```

## 4.61 instantiate

Instantiates a given composite model.

```
oms_status_enu_t oms_instantiate(const char* cref);
```

## 4.62 list

Lists the SSD representation of a given model, system, or component.

Memory is allocated for *contents*. The caller is responsible to free it using the C-API. The Lua and Python bindings take care of the memory and the caller doesn't need to call free.

```
oms_status_enu_t oms_list(const char* cref, char** contents);
```

## 4.63 listUnconnectedConnectors

Lists all unconnected connectors of a given system.

Memory is allocated for *contents*. The caller is responsible to free it using the C-API. The Lua and Python bindings take care of the memory and the caller doesn't need to call free.

```
oms_status_enu_t oms_listUnconnectedConnectors(const char* cref, char**
↪contents);
```

## 4.64 listVariants

This API shows the number of variants available [(e.g). SystemStructure.ssd, VarA.ssd, VarB.ssd ] from a ssp file.

```
oms_status_enu_t oms_listVariants(const char* cref);
```

An example for finding the number of available variants in a ssp file

```
oms_newModel("model")
oms_addSystem("model.root", "system_wc")
oms_addSubModel("model.root.A", "A.fmu")
oms_duplicateVariant("model", "varA")
oms_duplicateVariant("varA", "varB")

oms_listVariants("varB")
```

The API will list the available variants like below

```
<oms:Variants>
  <oms:variant name="model" />
  <oms:variant name="varB" />
  <oms:variant name="varA" />
</oms:Variants>
```

## 4.65 loadSnapshot

Loads a snapshot to restore a previous model state. The model must be in virgin model state, which means it must not be instantiated.

```
oms_status_enu_t oms_loadSnapshot(const char* cref, const char* snapshot,
↪ char** newCref);
```

## 4.66 newModel

Creates a new and yet empty composite model.

```
oms_status_enu_t oms_newModel(const char* cref);
```



## 4.67 newResources

Adds a new empty resources to the SSP. The resource file is a “.ssv” file where the parameter values set by the users using “oms\_setReal()”, “oms\_setInteger()” and “oms\_setReal()” are writtern to the file. Currently only “.ssv” files can be created.

The filename of the resource file is provided by the users using colon suffix at the end of cref. (e.g) “:root.ssv”

```
oms_status_enu_t oms_newResources(const char* cref)
```

## 4.68 referenceResources

Switches the references of “.ssv” and “.ssm” in a SSP file. Referencing of “.ssv” and “.ssm” files are currently supported. The API can be used in two ways.

- 1) Referencing only the “.ssv” file.
- 2) Referencing both the “.ssv” along with the “.ssm” file.

This API should be used in combination with “oms\_deleteResources”. To switch with a new reference, the old reference must be deleted first using “oms\_deleteResources” and then reference with new resources.

When deleting only the references of a “.ssv” file, if a parameter mapping file “.ssm” is binded to a “.ssv” file, then the reference of “.ssm” file will also be deleted. It is not possible to delete the references of “.ssm” seperately as the ssm file is binded to a ssv file. Hence it is not possible to switch the reference of “.ssm” file alone. So inorder to switch the reference of “.ssm” file, the users need to bind the reference of “.ssm” file along with the “.ssv”.

The filename of the reference or resource file is provided by the users using colon suffix at the end of cref (e.g) “:root.ssv”, and the “.ssm” file is optional and is provided by the user as the second argument to the API.

```
oms_status_enu_t oms_referenceResources(const char* cref, const char* ↵
↵ssmFile);
```

## 4.69 removeSignalsFromResults

Removes all variables that match the given regex to the result file.

```
oms_status_enu_t oms_removeSignalsFromResults(const char* cref, const char* ↵
↵regex);
```

The second argument, i.e. regex, is considered as a regular expression (C++11). “.\*” and “(.)\*” can be used to hit all variables.

## 4.70 rename

Renames a model, system, or component.

```
oms_status_enu_t oms_rename(const char* cref, const char* newCref);
```

## 4.71 replaceSubModel

Replaces an existing fmu component, with a new component provided by the user. When replacing the fmu checks are made in all ssp concepts like in ssd, ssv and ssm, so that connections and parameter settings are not lost. It is possible that the namings of inputs and parameters match, but the start values might have been changed, in such cases new start values will be applied in ssd, ssv and ssm. In case if the Types of inputs and outputs and parameters differed, then the variables are updated according to the new changes and the connections will be removed with warning messages to user. In case when replacing a fmu, if the fmu contains parameter mapping associated with the ssv file, then only the ssm file entries are updated and the start values in the ssv files will not be changed.

```
oms_status_enu_t oms_replaceSubModel(const char* cref, const char* fmuPath);
```

It is possible to import an partially developed fmu (i.e contains only modeldescription.xml without any binaries) in OMSimulator, and later can be replaced with a fully developed fmu. An example to use the API, `oms_addSubModel("model.root.A", "../resources/replaceA.fmu") oms_export("model", "test.ssp") oms_import("test.ssp") oms_replaceSubModel("model.root.A", "../resources/replaceA_extended.fmu")`

## 4.72 reset

Reset the composite model after a simulation run.

The FMUs go into the same state as after instantiation.

```
oms_status_enu_t oms_reset(const char* cref);
```

## 4.73 setActivationRatio

Experimental feature for setting the activation ratio of FMUs for experimenting with multi-rate master algorithms.

```
oms_status_enu_t experimental_setActivationRatio(const char* cref, int k);
```

## 4.74 setBoolean

Sets the value of a given boolean signal.

```
oms_status_enumer_t oms_setBoolean(const char* cref, bool value);
```

## 4.75 setBusGeometry

```
oms_status_enumer_t oms_setBusGeometry(const char* bus, const ssd_connector_
↳ geometry_t* geometry);
```

## 4.76 setCommandLineOption

Sets special flags.

```
oms_status_enumer_t oms_setCommandLineOption(const char* cmd);
```

Available flags:

```
info:      Usage: OMSimulator [Options] [Lua script] [FMU] [SSP file]
Options:
  --addParametersToCSV=<arg>      Export parameters to .csv file
↳ (true, [false])
  --algLoopSolver=<arg>           Specifies the alg. loop solver
↳ method (fixedpoint, [kinsol]) used for algebraic loops spanning over
↳ multiple components.
  --clearAllOptions              Reset all flags to default values
  --CVODEMaxErrTestFails=<int>    Maximum number of error test
↳ failures for CVODE
  --CVODEMaxNLSFailures=<int>     Maximum number of nonlinear
↳ convergence failures for CVODE
  --CVODEMaxNLSIterations=<int>   Maximum number of nonlinear solver
↳ iterations for CVODE
  --CVODEMaxSteps=<int>           Maximum number of steps for CVODE
  --deleteTempFiles=<bool>        Deletes temp files as soon as they
↳ are no longer needed ([true], false)
  --directionalDerivatives=<bool> Specifies whether directional
↳ derivatives should be used to calculate the Jacobian for alg. loops or if a
↳ numerical approximation should be used instead ([true], false)
  --dumpAlgLoops=<bool>           Dump information for alg loops
↳ (true, [false])
  --emitEvents=<bool>             Specifies whether events should be
↳ emitted or not ([true], false)
  --fetchAllVars=<arg>            Workaround for certain FMUs that
↳ do not update all internal dependencies automatically
  --help [-h]                    Displays the help text
  --ignoreInitialUnknowns=<bool> Ignore the initial unknowns from
```

(continues on next page)

(continued from previous page)

```

→the modelDescription.xml (true, [false])
    --inputExtrapolation=<bool>      Enables input extrapolation using
→derivative information (true, [false])
    --intervals=<int> [-i]           Specifies the number of
→communication points (arg > 1)
    --logFile=<arg> [-l]             Specifies the logfile (stdout is
→used if no log file is specified)
    --logLevel=<int>                 0 default, 1 debug, 2 debug+trace
    --maxEventIteration=<int>        Specifies the max. number of
→iterations for handling a single event
    --maxLoopIteration=<int>         Specifies the max. number of
→iterations for solving algebraic loops between system-level components.
→Internal algebraic loops of components are not affected.
    --mode=<arg> [-m]               Forces a certain FMI mode iff the
→FMU provides cs and me (cs, [me])
    --numProcs=<int> [-n]           Specifies the max. number of
→processors to use (0=auto, 1=default)
    --progressBar=<bool>            Shows a progress bar for the
→simulation progress in the terminal (true, [false])
    --realTime=<bool>               Experimental feature for (soft)
→real-time co-simulation (true, [false])
    --resultFile=<arg> [-r]         Specifies the name of the output
→result file
    --skipCSVHeader=<arg>           Skip exporting the scv delimiter
→in the header ([true], false),
    --solver=<arg>                  Specifies the integration method
→(euler, [cvoid])
    --solverStats=<bool>            Adds solver stats to the result
→file, e.g. step size; not supported for all solvers (true, [false])
    --startTime=<double> [-s]       Specifies the start time
    --stepSize=<arg>                Specifies the step size (<step
→size> or <init step,min step,max step>)
    --stopTime=<double> [-t]        Specifies the stop time
    --stripRoot=<bool>              Removes the root system prefix
→from all exported signals (true, [false])
    --suppressPath=<bool>           Supresses path information in info
→messages; especially useful for testing ([true], false)
    --tempDir=<arg>                 Specifies the temp directory
    --timeout=<int>                 Specifies the maximum allowed time
→in seconds for running a simulation (0 disables)
    --tolerance=<double>            Specifies the relative tolerance
    --version [-v]                  Displays version information
    --wallTime=<bool>               Add wall time information for to
→the result file (true, [false])
    --workingDir=<arg>              Specifies the working directory
    --zeroNominal=<bool>            Using this flag, FMUs with invalid
→nominal values will be accepted and the invalid nominal values will be
→replaced with 1.0

```

## 4.77 setConnectionGeometry

```
oms_status_enumer_t oms_setConnectionGeometry(const char* crefA, const char*  
↪ crefB, const ssd_connection_geometry_t* geometry);
```

## 4.78 setConnectorGeometry

Set geometry information to a given connector.

```
oms_status_enumer_t oms_setConnectorGeometry(const char* cref, const ssd_  
↪ connector_geometry_t* geometry);
```

## 4.79 setElementGeometry

Set geometry information to a given component.

```
oms_status_enumer_t oms_setElementGeometry(const char* cref, const ssd_element_  
↪ geometry_t* geometry);
```

## 4.80 setFixedStepSize

Sets the fixed step size. Can be used for the communication step size of co-simulation systems and also for the integrator step size in model exchange systems.

```
oms_status_enumer_t oms_setFixedStepSize(const char* cref, double stepSize);
```

## 4.81 setInteger

Sets the value of a given integer signal.

```
oms_status_enumer_t oms_setInteger(const char* cref, int value);
```

## 4.82 setLogFile

Redirects logging output to file or std streams. The warning/error counters are reset.

filename="" to redirect to std streams and proper filename to redirect to file.

```
oms_status_enumer_t oms_setLogFile(const char* filename);
```

## 4.83 setLoggingCallback

Sets a callback function for the logging system.

```
void oms_setLoggingCallback(void (*cb)(oms_message_type_enumer_t type, const_↵
↵char* message));
```

## 4.84 setLoggingInterval

Set the logging interval of the simulation.

```
oms_status_enumer_t oms_setLoggingInterval(const char* cref, double_↵
↵loggingInterval);
```

## 4.85 setLoggingLevel

Enables/Disables debug logging (logDebug and logTrace).

0 default, 1 default+debug, 2 default+debug+trace

```
void oms_setLoggingLevel(int logLevel);
```

## 4.86 setMaxLogFileSize

Sets maximum log file size in MB. If the file exceeds this limit, the logging will continue on stdout.

```
void oms_setMaxLogFileSize(const unsigned long size);
```

## 4.87 setReal

Sets the value of a given real signal.

```
oms_status_enumer_t oms_setReal(const char* cref, double value);
```

This function can be called in different model states:

- Before instantiation: *setReal* can be used to set start values or to define initial unknowns (e.g. parameters, states). The values are not immediately applied to the simulation unit, since it isn't actually instantiated.
- After instantiation and before initialization: Same as before instantiation, but the values are applied immediately to the simulation unit.
- After initialization: Can be used to force external inputs, which might cause discrete changes of continuous signals.

## 4.88 setRealInputDerivative

Sets the first order derivative of a real input signal.

This can only be used for CS-FMU real input signals.

```
oms_status_enu_t oms_setRealInputDerivative(const char* cref, double value);
```

## 4.89 setResultFile

Set the result file of the simulation.

```
oms_status_enu_t oms_setResultFile(const char* cref, const char* filename, ↵  
↵int bufferSize);
```

The creation of a result file is omitted if the filename is an empty string.

## 4.90 setSolver

Sets the solver method for the given system.

```
oms_status_enu_t oms_setSolver(const char* cref, oms_solver_enu_t solver);
```

## 4.91 setStartTime

Set the start time of the simulation.

```
oms_status_enu_t oms_setStartTime(const char* cref, double startTime);
```

## 4.92 setStopTime

Set the stop time of the simulation.

```
oms_status_enu_t oms_setStopTime(const char* cref, double stopTime);
```

## 4.93 setString

Sets the value of a given string signal.

```
oms_status_enu_t oms_setString(const char* cref, const char* value);
```

## 4.94 setTLMBusGeometry

```
oms_status_enu_t oms_setTLMBusGeometry(const char* bus, const ssd_connector_
↳ geometry_t* geometry);
```

## 4.95 setTLMConnectionParameters

Simulates a composite model in its own thread.

```
oms_status_enu_t oms_setTLMConnectionParameters(const char* crefA, const_
↳ char* crefB, const oms_tlm_connection_parameters_t* parameters);
```

## 4.96 setTLMPositionAndOrientation

Sets initial position and orientation for a TLM 3D interface.

```
oms_status_enu_t oms_setTLMPositionAndOrientation(cref, x1, x2, x3, A11, A12,
↳ A13, A21, A22, A23, A31, A32, A33);
```

## 4.97 setTLMSocketData

Sets data for TLM socket communication.

```
oms_status_enu_t oms_setTLMSocketData(const char* cref, const char* address,
↳ int managerPort, int monitorPort);
```

## 4.98 setTempDirectory

Set new temp directory.

```
oms_status_enu_t oms_setTempDirectory(const char* newTempDir);
```

## 4.99 setTolerance

Sets the tolerance for a given model or system.

```
oms_status_enu_t oms_setTolerance(const char* cref, double absoluteTolerance,
↳ double relativeTolerance);
```

Default values are  $1e-4$  for both relative and absolute tolerances.

A tolerance specified for a model is automatically applied to its root system, i.e. both calls do exactly the same:



```
oms_setTolerance("model", absoluteTolerance, relativeTolerance);
oms_setTolerance("model.root", absoluteTolerance, relativeTolerance);
```

Component, e.g. FMUs, pick up the tolerances from there system. That means it is not possible to define different tolerances for FMUs in the same system right now.

In a strongly coupled system (*oms\_system\_sc*), the relative tolerance is used for CVODE and the absolute tolerance is used to solve algebraic loops.

In a weakly coupled system (*oms\_system\_wc*), both the relative and absolute tolerances are used for the adaptive step master algorithms and the absolute tolerance is used to solve algebraic loops.

## 4.100 setUnit

Sets the unit of a given signal.

```
oms_status_enu_t oms_setUnit(const char* cref, const char* value);
```

## 4.101 setVariableStepSize

Sets the step size parameters for methods with stepsize control.

```
oms_status_enu_t oms_getVariableStepSize(const char* cref, double*
↳ initialStepSize, double* minimumStepSize, double* maximumStepSize);
```

## 4.102 setWorkingDirectory

Set a new working directory.

```
oms_status_enu_t oms_setWorkingDirectory(const char* newWorkingDir);
```

## 4.103 simulate

Simulates a composite model.

```
oms_status_enu_t oms_simulate(const char* cref);
```

## 4.104 simulate\_realtime

Experimental feature for (soft) real-time simulation.

```
oms_status_enu_t experimental_simulate_realtime(const char* ident);
```

## 4.105 stepUntil

Simulates a composite model until a given time value.

```
oms_status_enu_t oms_stepUntil(const char* cref, double stopTime);
```

## 4.106 terminate

Terminates a given composite model.

```
oms_status_enu_t oms_terminate(const char* cref);
```

## OMSIMULATORLUA

This is a shared library that provides a Lua interface for the OMSimulatorLib library.

### 5.1 Examples

```
oms_setTempDirectory("./temp/")
oms_newModel("model")
oms_addSystem("model.root", oms_system_sc)

-- instantiate FMUs
oms_addSubModel("model.root.system1", "FMUs/System1.fmu")
oms_addSubModel("model.root.system2", "FMUs/System2.fmu")

-- add connections
oms_addConnection("model.root.system1.y", "model.root.system2.u")
oms_addConnection("model.root.system2.y", "model.root.system1.u")

-- simulation settings
oms_setResultFile("model", "results.mat")
oms_setStopTime("model", 0.1)
oms_setFixedStepSize("model.root", 1e-4)

oms_instantiate("model")
oms_setReal("model.root.system1.x_start", 2.5)

oms_initialize("model")
oms_simulate("model")
oms_terminate("model")
oms_delete("model")
```

### 5.1.1 Lua Scripting Commands

## 5.2 activateVariant

This API provides support to activate a multi-variant modelling from an ssp file [(e.g). SystemStructure.ssd, VarA.ssd, VarB.ssd ] from a ssp file. By default when importing a ssp file the default variant will be “SystemStructure.ssd”. The users can be able to switch between other variants by using this API and make changes to that particular variant and simulate them.

```
status = oms_activateVariant(crefA, crefB)
```

An example of activating the number of available variants in a ssp file

```
oms_newModel("model")          oms_addSystem("model.root",          "system_wc")
oms_addSubModel("model.root.A", "A.fmu") oms_duplicateVariant("model", "varA") //
varA will be the current variant oms_duplicateVariant("varA", "varB") // varB will be the
current variant oms_activateVariant("varB", "varA") // Reactivate the variant varB to varA
oms_activateVariant("varA", "model") // Reactivate the variant varA to model
```

## 5.3 addBus

Adds a bus to a given component.

```
status = oms_addBus(cref)
```

## 5.4 addConnection

Adds a new connection between connectors *A* and *B*. The connectors need to be specified as fully qualified component references, e.g., “*model.system.component.signal*”.

```
status = oms_addConnection(crefA, crefB, suppressUnitConversion)
```

The two arguments *crefA* and *crefB* get swapped automatically if necessary. The third argument *suppressUnitConversion* is optional and the default value is *false* which allows automatic unit conversion between connections, if set to *true* then automatic unit conversion will be disabled.

## 5.5 addConnector

Adds a connector to a given component.

```
status = oms_addConnector(cref, causality, type)
```

The second argument “*causality*”, should be any of the following,

```
oms_causality_input
oms_causality_output
```

(continues on next page)

(continued from previous page)

```
oms_causality_parameter
oms_causality_bidir
oms_causality_undefined
```

The third argument `"type"`, should be any of the following,

```
oms_signal_type_real
oms_signal_type_integer
oms_signal_type_boolean
oms_signal_type_string
oms_signal_type_enum
oms_signal_type_bus
```

## 5.6 addConnectorToBus

Adds a connector to a bus.

```
status = oms_addConnectorToBus(busCref, connectorCref)
```

## 5.7 addConnectorToTLMBus

Adds a connector to a TLM bus.

```
status = oms_addConnectorToTLMBus(busCref, connectorCref, type)
```

## 5.8 addExternalModel

Adds an external model to a TLM system.

```
status = oms_addExternalModel(cref, path, startscript)
```

## 5.9 addResources

Adds an external resources to an existing SSP. The external resources should be a “.ssv” or “.ssm” file

```
status = oms_addResources(cref, path)
```

```
-- Example
```

```
oms_importFile("addExternalResources1.ssp")
```

```
-- add list of external resources from filesystem to ssp
```

```
oms_addResources("addExternalResources", "../../resources/externalRoot.ssv")
```

```
oms_addResources("addExternalResources:externalSystem.ssv", "../../resources/
```

(continues on next page)

(continued from previous page)

```
↪externalSystem1.ssv")
oms_addResources("addExternalResources", "../resources/externalGain.ssv")
-- export the ssp with new resources
oms_export("addExternalResources", "addExternalResources1.ssp")
```

## 5.10 addSignalsToResults

Add all variables that match the given regex to the result file.

```
status = oms_addSignalsToResults(cref, regex)
```

The second argument, i.e. `regex`, is considered as a regular expression (C++11). “.” and “(.)” can be used to hit all variables.

## 5.11 addSubModel

Adds a component to a system.

```
status = oms_addSubModel(cref, fmuPath)
```

## 5.12 addSystem

Adds a (sub-)system to a model or system.

```
status = oms_addSystem(cref, type)
```

## 5.13 addTLMBus

Adds a TLM bus.

```
status = oms_addTLMBus(cref, domain, dimensions, interpolation)
```

The second argument `"domain"`, should be any of the following,

```
oms_tlm_domain_input
oms_tlm_domain_output
oms_tlm_domain_mechanical
oms_tlm_domain_rotational
oms_tlm_domain_hydraulic
oms_tlm_domain_electric
```

The fourth argument `"interpolation"`, should be any of the following,

(continues on next page)

(continued from previous page)

```
oms_tlm_no_interpolation
oms_tlm_coarse_grained
oms_tlm_fine_grained
```

## 5.14 addTLMConnection

Connects two TLM connectors.

```
status = oms_addTLMConnection(crefA, crefB, delay, alpha, linearimpedance, ↵
↵angularimpedance)
```

## 5.15 compareSimulationResults

This function compares a given signal of two result files within absolute and relative tolerances.

```
oms_compareSimulationResults(filenameA, filenameB, var, relTol, absTol)
```

The following table describes the input values:

Input	Type	Description
filenameA	String	Name of first result file to compare.
filenameB	String	Name of second result file to compare.
var	String	Name of signal to compare.
relTol	Number	Relative tolerance.
absTol	Number	Absolute tolerance.

The following table describes the return values:

Type	Description
Integer	1 if the signal is considered as equal, 0 otherwise

## 5.16 copySystem

Copies a system.

```
status = oms_copySystem(source, target)
```

## 5.17 delete

Deletes a connector, component, system, or model object.

```
status = oms_delete(cref)
```

## 5.18 deleteConnection

Deletes the connection between connectors *crefA* and *crefB*.

```
status = oms_deleteConnection(crefA, crefB)
```

The two arguments *crefA* and *crefB* get swapped automatically if necessary.

## 5.19 deleteConnectorFromBus

Deletes a connector from a given bus.

```
status = oms_deleteConnectorFromBus(busCref, connectorCref)
```

## 5.20 deleteConnectorFromTLMBus

Deletes a connector from a given TLM bus.

```
status = oms_deleteConnectorFromTLMBus(busCref, connectorCref)
```

## 5.21 deleteResources

Deletes the reference and resource file in a SSP. Deletion of “.ssv” and “.ssm” files are currently supported. The API can be used in two ways.

- 1) deleting only the reference file in “.ssd”.
- 2) deleting both reference and resource files in “.ssp”.

To delete only the reference file in ssd, the user should provide the full qualified cref of the “.ssv” file associated with a system or subsystem or component (e.g) “model.root:root1.ssv”.

To delete both the reference and resource file in ssp, it is enough to provide only the model cref of the “.ssv” file (e.g) “model:root1.ssv”.

When deleting only the references of a “.ssv” file, if a parameter mapping file “.ssm” is binded to a “.ssv” file then the “.ssm” file will also be deleted. It is not possible to delete the references of “.ssm” separately as the ssm file is binded to a ssv file.

The filename of the reference or resource file is provided by the users using colon suffix at the end of cref. (e.g) “:root.ssv”



```
status = oms_deleteResources(cref)

-- Example
oms_importFile("deleteResources1.ssp")
-- delete only the references in ".ssd" file
oms_deleteResources("deleteResources.root:root.ssv")
-- delete both references and resources
oms_deleteResources("deleteResources.root.ssv")
oms_export("deleteResources1.ssp")
```

## 5.22 duplicateVariant

This API provides support to develop a multi-variant modelling in OMSimulator [(e.g). SystemStructure.ssd, VarA.ssd, VarB.ssd ]. When duplicating a variant, the new variant becomes the current variant and all the changes made by the users are applied to the new variants only, and all the ssv and ssm resources associated with the new variant will be given new name based on the variant name provided by the user. This allows the bundling of multiple variants of a system structure definition referencing a similar set of packaged resources as a single SSP. However there must still be one SSD file named SystemStructure.ssd at the root of the ZIP archive which will be considered as default variant.

```
status = oms_duplicateVariant(crefA, crefB)
```

An example of creating a multi-variant modelling is presented below

```
oms_newModel("model")
oms_addSystem("model.root", "system_wc")
oms_addSubModel("model.root.A", "A.fmu")
oms_setReal("model.root.A.param1", "10")
oms_duplicateVariant("model", "varB")
oms_addSubModel("varB.root.B", "B.fmu")
oms_setReal("varB.root.A.param2", "20")
oms_export("varB", "variant.ssp")
```

The variant.ssp file will have the following structure

```
Variant.ssp
  SystemStructure.ssd
  varB.ssd
  resources\
    A.fmu
    B.fmu
```

## 5.23 export

Exports a composite model to a SPP file.

```
status = oms_export(cref, filename)
```

## 5.24 exportDependencyGraphs

Export the dependency graphs of a given model to dot files.

```
status = oms_exportDependencyGraphs(cref, initialization, event, simulation)
```

## 5.25 exportSSMTemplate

Exports all signals that have start values of one or multiple FMUs to a SSM file that are read from modelDescription.xml with a mapping entry. The mapping entry specifies a single mapping between a parameter in the source and a parameter of the system or component being parameterized. The mapping entry contains two attributes namely source and target. The source attribute will be empty and needs to be manually mapped by the users associated with the parameter name defined in the SSV file, the target contains the name of parameter in the system or component to be parameterized. The function can be called for a top level model or a certain FMU component. If called for a top level model, start values of all FMUs are exported to the SSM file. If called for a component, start values of just this FMU are exported to the SSM file.

```
status = oms_exportSSMTemplate(cref, filename)
```

## 5.26 exportSSVTemplate

Exports all signals that have start values of one or multiple FMUs to a SSV file that are read from modelDescription.xml. The function can be called for a top level model or a certain FMU component. If called for a top level model, start values of all FMUs are exported to the SSV file. If called for a component, start values of just this FMU are exported to the SSV file.

```
status = oms_exportSSVTemplate(cref, filename)
```

## 5.27 exportSnapshot

Lists the SSD representation of a given model, system, or component.

Memory is allocated for *contents*. The caller is responsible to free it using the C-API. The Lua and Python bindings take care of the memory and the caller doesn't need to call free.

```
contents, status = oms_exportSnapshot(cref)
```

## 5.28 faultInjection

Defines a new fault injection block.

```
status = oms_faultInjection(cref, type, value)
```

type	Description"
oms_fault_type_bias	$y = y.\$original + \text{faultValue}$
oms_fault_type_gain	$y = y.\$original * \text{faultValue}$
oms_fault_type_const	$y = \text{faultValue}$

## 5.29 freeMemory

Free the memory allocated by some other API. Pass the object for which memory is allocated.

This function is neither needed nor available from the Lua interface.

## 5.30 getBoolean

Get boolean value of given signal.

```
value, status = oms_getBoolean(cref)
```

## 5.31 getDirectionalDerivative

This function computes the directional derivatives of an FMU.

```
value, status = oms_getDirectionalDerivative(cref)
```

## 5.32 getFixedStepSize

Gets the fixed step size. Can be used for the communication step size of co-simulation systems and also for the integrator step size in model exchange systems.

```
stepSize, status = oms_setFixedStepSize(cref)
```

### 5.33 getIntInteger

Get integer value of given signal.

```
value, status = oms_getInteger(cref)
```

### 5.34 getModelState

Gets the model state of the given model cref.

```
modelState, status = oms_getModelState(cref)
```

### 5.35 getReal

Get real value.

```
value, status = oms_getReal(cref)
```

### 5.36 getSolver

Gets the selected solver method of the given system.

```
solver, status = oms_getSolver(cref)
```

### 5.37 getStartTime

Get the start time from the model.

```
startTime, status = oms_getStartTime(cref)
```

### 5.38 getStopTime

Get the stop time from the model.

```
stopTime, status = oms_getStopTime(cref)
```

## 5.39 getString

Get string value.

Memory is allocated for *value*. The caller is responsible to free it using the C-API. The Lua and Python bindings take care of the memory and the caller doesn't need to call free.

```
value, status = oms_getString(cref)
```

## 5.40 getSystemType

Gets the type of the given system.

```
type, status = oms_getSystemType(cref)
```

## 5.41 getTime

Get the current simulation time from the model.

```
time, status = oms_getTime(cref)
```

## 5.42 getTolerance

Gets the tolerance of a given system or component.

```
absoluteTolerance, relativeTolerance, status = oms_getTolerance(cref)
```

## 5.43 getVariableStepSize

Gets the step size parameters.

```
initialStepSize, minimumStepSize, maximumStepSize, status = oms_  
↳getVariableStepSize(cref)
```

## 5.44 getVersion

Returns the library's version string.

```
version = oms_getVersion()
```

## 5.45 importFile

Imports a composite model from a SSP file.

```
cref, status = oms_importFile(filename)
```

## 5.46 importSnapshot

Loads a snapshot to restore a previous model state. The model must be in virgin model state, which means it must not be instantiated.

```
newCref, status = oms_importSnapshot(cref, snapshot)
```

## 5.47 initialize

Initializes a composite model.

```
status = oms_initialize(cref)
```

## 5.48 instantiate

Instantiates a given composite model.

```
status = oms_instantiate(cref)
```

## 5.49 list

Lists the SSD representation of a given model, system, or component.

Memory is allocated for *contents*. The caller is responsible to free it using the C-API. The Lua and Python bindings take care of the memory and the caller doesn't need to call free.

```
contents, status = oms_list(cref)
```

## 5.50 listUnconnectedConnectors

Lists all unconnected connectors of a given system.

Memory is allocated for *contents*. The caller is responsible to free it using the C-API. The Lua and Python bindings take care of the memory and the caller doesn't need to call free.

```
contents, status = oms_listUnconnectedConnectors(cref)
```

## 5.51 listVariants

This API shows the number of variants available [(e.g). SystemStructure.ssd, VarA.ssd, VarB.ssd ] from a ssp file.

```
status = oms_listVariants(cref)
```

An example for finding the number of available variants in a ssp file

```
oms_newModel("model")
oms_addSystem("model.root", "system_wc")
oms_addSubModel("model.root.A", "A.fmu")
oms_duplicateVariant("model", "varA")
oms_duplicateVariant("varA", "varB")

oms_listVariants("varB")
```

The API will list the available variants like below

```
<oms:Variants>
  <oms:variant name="model" />
  <oms:variant name="varB" />
  <oms:variant name="varA" />
</oms:Variants>
```

## 5.52 loadSnapshot

Loads a snapshot to restore a previous model state. The model must be in virgin model state, which means it must not be instantiated.

```
newCref, status = oms_loadSnapshot(cref, snapshot)
```

## 5.53 newModel

Creates a new and yet empty composite model.

```
status = oms_newModel(cref)
```

## 5.54 newResources

Adds a new empty resources to the SSP. The resource file is a “.ssv” file where the parameter values set by the users using “oms\_setReal()”, “oms\_setInteger()” and “oms\_setReal()” are writtern to the file. Currently only “.ssv” files can be created.

The filename of the resource file is provided by the users using colon suffix at the end of cref. (e.g) “.root.ssv”

```
status = oms_newResources(cref)

-- Example
oms_newModel("newResources")

oms_addSystem("newResources.root", oms_system_wc)
oms_addConnector("newResources.root.Input1", oms_causality_input, oms_signal_
↪type_real)
oms_addConnector("newResources.root.Input2", oms_causality_input, oms_signal_
↪type_real)

-- add Top level new resources, the filename is provided using the colon_
↪suffix ".root.ssv"
oms_newResources("newResources.root:root.ssv")
oms_setReal("newResources.root.Input1", 10)
-- export the ssp with new resources
oms_export("newResources", "newResources.ssp")
```

## 5.55 referenceResources

Switches the references of “.ssv” and “.ssm” in a SSP file. Referencing of “.ssv” and “.ssm” files are currently supported. The API can be used in two ways.

- 1) Referencing only the “.ssv” file.
- 2) Referencing both the “.ssv” along with the “.ssm” file.

This API should be used in combination with “oms\_deleteResources”. To switch with a new reference, the old reference must be deleted first using “oms\_deleteResources” and then reference with new resources.

When deleting only the references of a “.ssv” file, if a parameter mapping file “.ssm” is binded to a “.ssv” file, then the reference of “.ssm” file will also be deleted. It is not possible to delete the references of “.ssm” seperately as the ssm file is binded to a ssv file. Hence it is not possible to switch the reference of “.ssm” file alone. So inorder to switch the reference of “.ssm” file, the users need to bind the reference of “.ssm” file along with the “.ssv”.



The filename of the reference or resource file is provided by the users using colon suffix at the end of cref (e.g) “:root.ssv”, and the “.ssm” file is optional and is provided by the user as the second argument to the API.

```
status = oms_referenceResources(cref, ssmFile)

-- Example
oms_importFile("referenceResources1.ssp")
-- delete only the references in ".ssd" file
oms_deleteResources("referenceResources1.root:root.ssv")
-- usage-1 switch with new references, only ssv file
oms_referenceResources("referenceResources1.root:Config1.ssv")
-- usage-2 switch with new references, both ssv and ssm file
oms_referenceResources("referenceResources1.root:Config1.ssv", "Config1.ssm")
oms_export("referenceResources1.ssp")
```

## 5.56 removeSignalsFromResults

Removes all variables that match the given regex to the result file.

```
status = oms_removeSignalsFromResults(cref, regex)
```

The second argument, i.e. regex, is considered as a regular expression (C++11). “.\*” and “(.\*?)” can be used to hit all variables.

## 5.57 rename

Renames a model, system, or component.

```
status = oms_rename(cref, newCref)
```

## 5.58 replaceSubModel

Replaces an existing fmu component, with a new component provided by the user. When replacing the fmu checks are made in all ssp concepts like in ssd, ssv and ssm, so that connections and parameter settings are not lost. It is possible that the namings of inputs and parameters match, but the start values might have been changed, in such cases new start values will be applied in ssd, ssv and ssm. In case if the Types of inputs and outputs and parameters differed, then the variables are updated according to the new changes and the connections will be removed with warning messages to user. In case when replacing a fmu, if the fmu contains parameter mapping associated with the ssv file, then only the ssm file entries are updated and the start values in the ssv files will not be changed.

```
status = oms_replaceSubModel(cref, fmuPath)
```

It is possible to import an partially developed fmu (i.e contains only modeldescription.xml without any binaries) in OMSimulator, and later can be replaced with a fully developed fmu. An example to use the API, oms\_addSubModel(“model.root.A”,

```
“../resources/replaceA.fmu”) oms_export(“model”, “test.ssp”) oms_import(“test.ssp”)
oms_replaceSubModel(“model.root.A”, “../resources/replaceA_extended.fmu”)
```

## 5.59 reset

Reset the composite model after a simulation run.

The FMUs go into the same state as after instantiation.

```
status = oms_reset(cref)
```

## 5.60 setActivationRatio

Experimental feature for setting the activation ratio of FMUs for experimenting with multi-rate master algorithms.

```
status = experimental_setActivationRatio(cref, k)
```

## 5.61 setBoolean

Sets the value of a given boolean signal.

```
status = oms_setBoolean(cref, value)
```

## 5.62 setCommandLineOption

Sets special flags.

```
status = oms_setCommandLineOption(cmd)
```

Available flags:

```
info:      Usage: OMSimulator [Options] [Lua script] [FMU] [SSP file]
           Options:
             --addParametersToCSV=<arg>      Export parameters to .csv file
↪(true, [false])
             --algLoopSolver=<arg>           Specifies the alg. loop solver
↪method (fixedpoint, [kinsol]) used for algebraic loops spanning over
↪multiple components.
             --clearAllOptions               Reset all flags to default values
             --CVODEMaxErrTestFails=<int>    Maximum number of error test
↪failures for CVODE
             --CVODEMaxNLSFailures=<int>     Maximum number of nonlinear
↪convergence failures for CVODE
             --CVODEMaxNLSIterations=<int>   Maximum number of nonlinear solver
```

(continues on next page)

(continued from previous page)

```

→iterations for CVODE
    --CVODEMaxSteps=<int>           Maximum number of steps for CVODE
    --deleteTempFiles=<bool>        Deletes temp files as soon as they
→are no longer needed ([true], false)
    --directionalDerivatives=<bool> Specifies whether directional
→derivatives should be used to calculate the Jacobian for alg. loops or if a
→numerical approximation should be used instead ([true], false)
    --dumpAlgLoops=<bool>           Dump information for alg loops
→(true, [false])
    --emitEvents=<bool>             Specifies whether events should be
→emitted or not ([true], false)
    --fetchAllVars=<arg>            Workaround for certain FMUs that
→do not update all internal dependencies automatically
    --help [-h]                     Displays the help text
    --ignoreInitialUnknowns=<bool> Ignore the initial unknowns from
→the modelDescription.xml (true, [false])
    --inputExtrapolation=<bool>     Enables input extrapolation using
→derivative information (true, [false])
    --intervals=<int> [-i]           Specifies the number of
→communication points (arg > 1)
    --logFile=<arg> [-l]             Specifies the logfile (stdout is
→used if no log file is specified)
    --logLevel=<int>                 0 default, 1 debug, 2 debug+trace
    --maxEventIteration=<int>        Specifies the max. number of
→iterations for handling a single event
    --maxLoopIteration=<int>         Specifies the max. number of
→iterations for solving algebraic loops between system-level components.
→Internal algebraic loops of components are not affected.
    --mode=<arg> [-m]                Forces a certain FMI mode iff the
→FMU provides cs and me (cs, [me])
    --numProcs=<int> [-n]            Specifies the max. number of
→processors to use (0=auto, 1=default)
    --progressBar=<bool>             Shows a progress bar for the
→simulation progress in the terminal (true, [false])
    --realTime=<bool>                Experimental feature for (soft)
→real-time co-simulation (true, [false])
    --resultFile=<arg> [-r]          Specifies the name of the output
→result file
    --skipCSVHeader=<arg>            Skip exporting the scv delimiter
→in the header ([true], false),
    --solver=<arg>                   Specifies the integration method
→(euler, [cvm])
    --solverStats=<bool>             Adds solver stats to the result
→file, e.g. step size; not supported for all solvers (true, [false])
    --startTime=<double> [-s]        Specifies the start time
    --stepSize=<arg>                 Specifies the step size (<step
→size> or <init step,min step,max step>)
    --stopTime=<double> [-t]         Specifies the stop time
    --stripRoot=<bool>              Removes the root system prefix

```

(continues on next page)

(continued from previous page)

```

↪from all exported signals (true, [false])
    --suppressPath=<bool>          Supresses path information in info.
↪messages; especially useful for testing ([true], false)
    --tempDir=<arg>                Specifies the temp directory
    --timeout=<int>                Specifies the maximum allowed time
↪in seconds for running a simulation (0 disables)
    --tolerance=<double>           Specifies the relative tolerance
    --version [-v]                Displays version information
    --wallTime=<bool>             Add wall time information for to
↪the result file (true, [false])
    --workingDir=<arg>            Specifies the working directory
    --zeroNominal=<bool>          Using this flag, FMUs with invalid
↪nominal values will be accepted and the invalid nominal values will be
↪replaced with 1.0

```

## 5.63 setFixedStepSize

Sets the fixed step size. Can be used for the communication step size of co-simulation systems and also for the integrator step size in model exchange systems.

```
status = oms_setFixedStepSize(cref, stepSize)
```

## 5.64 setInteger

Sets the value of a given integer signal.

```
status = oms_setInteger(cref, value)
```

## 5.65 setLogFile

Redirects logging output to file or std streams. The warning/error counters are reset.

filename="" to redirect to std streams and proper filename to redirect to file.

```
status = oms_setLogFile(filename)
```

## 5.66 setLoggingInterval

Set the logging interval of the simulation.

```
status = oms_setLoggingInterval(cref, loggingInterval)
```

## 5.67 setLoggingLevel

Enables/Disables debug logging (logDebug and logTrace).

0 default, 1 default+debug, 2 default+debug+trace

```
oms_setLoggingLevel(logLevel)
```

## 5.68 setMaxLogFileSize

Sets maximum log file size in MB. If the file exceeds this limit, the logging will continue on stdout.

```
oms_setMaxLogFileSize(size)
```

## 5.69 setReal

Sets the value of a given real signal.

```
status = oms_setReal(cref, value)
```

This function can be called in different model states:

- Before instantiation: *setReal* can be used to set start values or to define initial unknowns (e.g. parameters, states). The values are not immediately applied to the simulation unit, since it isn't actually instantiated.
- After instantiation and before initialization: Same as before instantiation, but the values are applied immediately to the simulation unit.
- After initialization: Can be used to force external inputs, which might cause discrete changes of continuous signals.

## 5.70 setRealInputDerivative

Sets the first order derivative of a real input signal.

This can only be used for CS-FMU real input signals.

```
status = oms_setRealInputDerivative(cref, value)
```

## 5.71 setResultFile

Set the result file of the simulation.

```
status = oms_setResultFile(cref, filename)
status = oms_setResultFile(cref, filename, bufferSize)
```

The creation of a result file is omitted if the filename is an empty string.

## 5.72 setSolver

Sets the solver method for the given system.

```
status = oms_setSolver(cref, solver)
```

solver	Type	Description
oms_solver_sc_explicit_euler	sc-system	Explicit euler with fixed step size
oms_solver_sc_cvode	sc-system	CVODE with adaptive stepsize
oms_solver_wc_ma	wc-system	default master algorithm with fixed step size
oms_solver_wc_mav	wc-system	master algorithm with adaptive stepsize
oms_solver_wc_mav2	wc-system	master algorithm with adaptive stepsize (double-step)

## 5.73 setStartTime

Set the start time of the simulation.

```
status = oms_setStartTime(cref, startTime)
```

## 5.74 setStopTime

Set the stop time of the simulation.

```
status = oms_setStopTime(cref, stopTime)
```

## 5.75 setString

Sets the value of a given string signal.

```
status = oms_setString(cref, value)
```

## 5.76 setTLMPositionAndOrientation

Sets initial position and orientation for a TLM 3D interface.

```
status = oms_setTLMPositionAndOrientation(cref, x1, x2, x3, A11, A12, A13, ↵  
↵A21, A22, A23, A31, A32, A33)
```

## 5.77 setTLMSocketData

Sets data for TLM socket communication.

```
status = oms_setTLMSocketData(cref, address, managerPort, monitorPort)
```

## 5.78 setTempDirectory

Set new temp directory.

```
status = oms_setTempDirectory(newTempDir)
```

## 5.79 setTolerance

Sets the tolerance for a given model or system.

```
status = oms_setTolerance(const char* cref, double tolerance)  
status = oms_setTolerance(const char* cref, double absoluteTolerance, double ↵  
↵relativeTolerance)
```

Default values are  $1e-4$  for both relative and absolute tolerances.

A tolerance specified for a model is automatically applied to its root system, i.e. both calls do exactly the same:

```
oms_setTolerance("model", absoluteTolerance, relativeTolerance);  
oms_setTolerance("model.root", absoluteTolerance, relativeTolerance);
```

Component, e.g. FMUs, pick up the tolerances from there system. That means it is not possible to define different tolerances for FMUs in the same system right now.

In a strongly coupled system (*oms\_system\_sc*), the relative tolerance is used for CVODE and the absolute tolerance is used to solve algebraic loops.

In a weakly coupled system (*oms\_system\_wc*), both the relative and absolute tolerances are used for the adaptive step master algorithms and the absolute tolerance is used to solve algebraic loops.

## 5.80 setUnit

Sets the unit of a given signal.

```
status = oms_setUnit(cref, value)
```

## 5.81 setVariableStepSize

Sets the step size parameters for methods with stepsize control.

```
status = oms_getVariableStepSize(cref, initialStepSize, minimumStepSize, ↵  
↵maximumStepSize)
```

## 5.82 setWorkingDirectory

Set a new working directory.

```
status = oms_setWorkingDirectory(newWorkingDir)
```

## 5.83 simulate

Simulates a composite model.

```
status = oms_simulate(cref)
```

## 5.84 simulate\_realtime

Experimental feature for (soft) real-time simulation.

```
status = experimental_simulate_realtime(ident)
```

## 5.85 stepUntil

Simulates a composite model until a given time value.

```
status = oms_stepUntil(cref, stopTime)
```



## 5.86 terminate

Terminates a given composite model.

```
status = oms_terminate(cref)
```



## OMSIMULATORPYTHON

This is a shared library that provides a Python interface for the OMSimulatorLib library.

Installation using `pip` is recommended:

```
> pip3 install OMSimulator --upgrade
```

### 6.1 Examples

```
from OMSimulator import OMSimulator

oms = OMSimulator()
oms.setTempDirectory("./temp/")
oms.newModel("model")
oms.addSystem("model.root", oms.system_sc)

# instantiate FMUs
oms.addSubModel("model.root.system1", "FMUs/System1.fmu")
oms.addSubModel("model.root.system2", "FMUs/System2.fmu")

# add connections
oms.addConnection("model.root.system1.y", "model.root.system2.u")
oms.addConnection("model.root.system2.y", "model.root.system1.u")

# simulation settings
oms.setResultFile("model", "results.mat")
oms.setStopTime("model", 0.1)
oms.setFixedStepSize("model.root", 1e-4)

oms.instantiate("model")
oms.setReal("model.root.system1.x_start", 2.5)

oms.initialize("model")
oms.simulate("model")
oms.terminate("model")
oms.delete("model")
```

The python package also provides a more object oriented API. The following example is equivalent to the previous one:

```
import OMSimulator as oms

oms.setTempDirectory('./temp/')
model = oms.newModel("model")
root = model.addSystem('root', oms.Types.System.SC)

# instantiate FMUs
root.addSubModel('system1', 'FMUs/System1.fmu')
root.addSubModel('system2', 'FMUs/System2.fmu')

# add connections
root.addConnection('system1.y', 'system2.u')
root.addConnection('system2.y', 'system1.u')

# simulation settings
model.resultFile = 'results.mat'
model.stopTime = 0.1
model.fixedStepSize = 1e-4

model.instantiate()
model.setReal('root.system1.x_start', 2.5)
#or system.setReal('system1.x_start', 2.5)

model.initialize()
model.simulate()
model.terminate()
model.delete()
```

## 6.2 Python Scripting Commands

### 6.3 activateVariant

This API provides support to activate a multi-variant modelling from an ssp file [(e.g). SystemStructure.ssd, VarA.ssd, VarB.ssd ] from a ssp file. By default when importing a ssp file the default variant will be “SystemStructure.ssd”. The users can be able to switch between other variants by using this API and make changes to that particular variant and simulate them.

```
status = oms.activateVariant(crefA, crefB)
```

An example of activating the number of available variants in a ssp file

```
oms_newModel("model")          oms_addSystem("model.root",          "system_wc")
oms_addSubModel("model.root.A", "A.fmu") oms_duplicateVariant("model", "varA") //
varA will be the current variant oms_duplicateVariant("varA", "varB") // varB will be the
current variant oms_activateVariant("varB", "varA") // Reactivate the variant varB to varA
oms_activateVariant("varA", "model") // Reactivate the variant varA to model
```

## 6.4 addBus

Adds a bus to a given component.

```
status = oms.addBus(cref)
```

## 6.5 addConnection

Adds a new connection between connectors *A* and *B*. The connectors need to be specified as fully qualified component references, e.g., “*model.system.component.signal*”.

```
status = oms.addConnection(crefA, crefB, suppressUnitConversion)
```

The two arguments *crefA* and *crefB* get swapped automatically if necessary. The third argument *suppressUnitConversion* is optional and the default value is *false* which allows automatic unit conversion between connections, if set to *true* then automatic unit conversion will be disabled.

## 6.6 addConnector

Adds a connector to a given component.

```
status = oms.addConnector(cref, causality, type)
```

The second argument “*causality*”, should be any of the following,

```
oms.input
oms.output
oms.parameter
oms.bidir
oms.undefined
```

The third argument “*type*”, should be any of the following,

```
oms.signal_type_real
oms.signal_type_integer
oms.signal_type_boolean
oms.signal_type_string
oms.signal_type_enum
oms.signal_type_bus
```

## 6.7 addConnectorToBus

Adds a connector to a bus.

```
status = oms.addConnectorToBus(busCref, connectorCref)
```

## 6.8 addConnectorToTLMBus

Adds a connector to a TLM bus.

```
status = oms.addConnectorToTLMBus(busCref, connectorCref, type)
```

## 6.9 addExternalModel

Adds an external model to a TLM system.

```
status = oms.addExternalModel(cref, path, startscript)
```

## 6.10 addResources

Adds an external resources to an existing SSP. The external resources should be a “.ssv” or “.ssm” file

```
status = oms.addResources(cref, path)

## Example
from OMSimulator import OMSimulator
oms = OMSimulator()
oms.importFile("addExternalResources1.ssp")
## add list of external resources from filesystem to ssp
oms.addResources("addExternalResources", "../resources/externalRoot.ssv")
oms.addResources("addExternalResources:externalSystem.ssv", "../resources/
↪externalSystem1.ssv")
oms.addResources("addExternalResources", "../resources/externalGain.ssv")
## export the ssp with new resources
oms_export("addExternalResources", "addExternalResources1.ssp")
```

## 6.11 addSignalsToResults

Add all variables that match the given regex to the result file.

```
status = oms.addSignalsToResults(cref, regex)
```

The second argument, i.e. regex, is considered as a regular expression (C++11). “.” and “(.)” can be used to hit all variables.

## 6.12 addSubModel

Adds a component to a system.

```
status = oms.addSubModel(cref, fmuPath)
```

## 6.13 addSystem

Adds a (sub-)system to a model or system.

```
status = oms.addSystem(cref, type)
```

## 6.14 addTLMBus

Adds a TLM bus.

```
status = oms.addTLMBus(cref, domain, dimensions, interpolation)
```

The second argument "domain", should be any of the following,

```
oms.tlm_domain_input  
oms.tlm_domain_output  
oms.tlm_domain_mechanical  
oms.tlm_domain_rotational  
oms.tlm_domain_hydraulic  
oms.tlm_domain_electric
```

The fourth argument "interpolation", should be any of the following,

```
oms.default  
oms.coarsegrained  
oms.finegrained
```

## 6.15 addTLMConnection

Connects two TLM connectors.

```
status = oms.addTLMConnection(crefA, crefB, delay, alpha, linearimpedance, ↵
↵angularimpedance)
```

## 6.16 compareSimulationResults

This function compares a given signal of two result files within absolute and relative tolerances.

```
oms.compareSimulationResults(filenameA, filenameB, var, relTol, absTol)
```

The following table describes the input values:

Input	Type	Description
filenameA	String	Name of first result file to compare.
filenameB	String	Name of second result file to compare.
var	String	Name of signal to compare.
relTol	Number	Relative tolerance.
absTol	Number	Absolute tolerance.

The following table describes the return values:

Type	Description
Integer	1 if the signal is considered as equal, 0 otherwise

## 6.17 copySystem

Copies a system.

```
status = oms.copySystem(source, target)
```

## 6.18 delete

Deletes a connector, component, system, or model object.

```
status = oms.delete(cref)
```



## 6.19 deleteConnection

Deletes the connection between connectors *crefA* and *crefB*.

```
status = oms.deleteConnection(crefA, crefB)
```

The two arguments *crefA* and *crefB* get swapped automatically if necessary.

## 6.20 deleteConnectorFromBus

Deletes a connector from a given bus.

```
status = oms.deleteConnectorFromBus(busCref, connectorCref)
```

## 6.21 deleteConnectorFromTLMBus

Deletes a connector from a given TLM bus.

```
status = oms.deleteConnectorFromTLMBus(busCref, connectorCref)
```

## 6.22 deleteResources

Deletes the reference and resource file in a SSP. Deletion of “.ssv” and “.ssm” files are currently supported. The API can be used in two ways.

- 1) deleting only the reference file in “.ssd”.
- 2) deleting both reference and resource files in “.ssp”.

To delete only the reference file in ssd, the user should provide the full qualified cref of the “.ssv” file associated with a system or subsystem or component (e.g) “model.root:root1.ssv”.

To delete both the reference and resource file in ssp, it is enough to provide only the model cref of the “.ssv” file (e.g) “model:root1.ssv”.

When deleting only the references of a “.ssv” file, if a parameter mapping file “.ssm” is binded to a “.ssv” file then the “.ssm” file will also be deleted. It is not possible to delete the references of “.ssm” separately as the ssm file is binded to a ssv file.

The filename of the reference or resource file is provided by the users using colon suffix at the end of cref. (e.g) “:root.ssv”

```
status = oms.deleteResources(cref))
```

```
## Example
from OMSimulator import OMSimulator
oms = OMSimulator()
oms.importFile("deleteResources1.ssp")
## delete only the references in ".ssd" file
```

(continues on next page)

(continued from previous page)

```
oms.deleteResources("deleteResources.root:root.ssv")  
## delete both references and resources  
oms.deleteResources("deleteResources:root.ssv")  
oms.export("deleteResources1.ssp")
```

## 6.23 doStep

Simulates a macro step of the given composite model. The step size will be determined by the master algorithm and is limited by the defined minimal and maximal step sizes.

```
status = oms.doStep(cref)
```

## 6.24 duplicateVariant

This API provides support to develop a multi-variant modelling in OMSimulator [(e.g). SystemStructure.ssd, VarA.ssd, VarB.ssd ]. When duplicating a variant, the new variant becomes the current variant and all the changes made by the users are applied to the new variants only, and all the ssv and ssm resources associated with the new variant will be given new name based on the variant name provided by the user. This allows the bundling of multiple variants of a system structure definition referencing a similar set of packaged resources as a single SSP. However there must still be one SSD file named SystemStructure.ssd at the root of the ZIP archive which will be considered as default variant.

```
status = oms.duplicateVariant(crefA, crefB)
```

An example of creating a multi-variant modelling is presented below

```
oms_newModel("model")  
oms_addSystem("model.root", "system_wc")  
oms_addSubModel("model.root.A", "A.fmu")  
oms_setReal("model.root.A.param1", "10")  
oms_duplicateVariant("model", "varB")  
oms_addSubModel("varB.root.B", "B.fmu")  
oms_setReal("varB.root.A.param2", "20")  
oms_export("varB", "variant.ssp")
```

The variant.ssp file will have the following structure

```
Variant.ssp  
  SystemStructure.ssd  
  varB.ssd  
  resources\  
    A.fmu  
    B.fmu
```

## 6.25 export

Exports a composite model to a SPP file.

```
status = oms.export(cref, filename)
```

## 6.26 exportDependencyGraphs

Export the dependency graphs of a given model to dot files.

```
status = oms.exportDependencyGraphs(cref, initialization, event, simulation)
```

## 6.27 exportSSMTemplate

Exports all signals that have start values of one or multiple FMUs to a SSM file that are read from modelDescription.xml with a mapping entry. The mapping entry specifies a single mapping between a parameter in the source and a parameter of the system or component being parameterized. The mapping entry contains two attributes namely source and target. The source attribute will be empty and needs to be manually mapped by the users associated with the parameter name defined in the SSV file, the target contains the name of parameter in the system or component to be parameterized. The function can be called for a top level model or a certain FMU component. If called for a top level model, start values of all FMUs are exported to the SSM file. If called for a component, start values of just this FMU are exported to the SSM file.

```
status = oms.exportSSMTemplate(cref, filename)
```

## 6.28 exportSSVTemplate

Exports all signals that have start values of one or multiple FMUs to a SSV file that are read from modelDescription.xml. The function can be called for a top level model or a certain FMU component. If called for a top level model, start values of all FMUs are exported to the SSV file. If called for a component, start values of just this FMU are exported to the SSV file.

```
status = oms.exportSSVTemplate(cref, filename)
```

## 6.29 exportSnapshot

Lists the SSD representation of a given model, system, or component.

Memory is allocated for *contents*. The caller is responsible to free it using the C-API. The Lua and Python bindings take care of the memory and the caller doesn't need to call free.

```
contents, status = oms.exportSnapshot(cref)
```

## 6.30 faultInjection

Defines a new fault injection block.

```
status = oms.faultInjection(cref, type, value)
```

type	Description"
oms_fault_type_bias	$y = y.\$original + \text{faultValue}$
oms_fault_type_gain	$y = y.\$original * \text{faultValue}$
oms_fault_type_const	$y = \text{faultValue}$

## 6.31 freeMemory

Free the memory allocated by some other API. Pass the object for which memory is allocated.

```
oms.freeMemory(obj)
```

## 6.32 getBoolean

Get boolean value of given signal.

```
value, status = oms.getBoolean(cref)
```

## 6.33 getDirectionalDerivative

This function computes the directional derivatives of an FMU.

```
value, status = oms.getDirectionalDerivative(cref)
```

## 6.34 getFixedStepSize

Gets the fixed step size. Can be used for the communication step size of co-simulation systems and also for the integrator step size in model exchange systems.

```
stepSize, status = oms.getFixedStepSize(cref)
```

### 6.35 `getInteger`

Get integer value of given signal.

```
value, status = oms.getInteger(cref)
```

### 6.36 `getReal`

Get real value.

```
value, status = oms.getReal(cref)
```

### 6.37 `getResultFile`

Gets the result filename and buffer size of the given model cref.

```
filename, bufferSize, status = oms.getResultFile(cref)
```

### 6.38 `getSolver`

Gets the selected solver method of the given system.

```
solver, status = oms.getSolver(cref)
```

### 6.39 `getStartTime`

Get the start time from the model.

```
startTime, status = oms.getStartTime(cref)
```

### 6.40 `getStopTime`

Get the stop time from the model.

```
stopTime, status = oms.getStopTime(cref)
```

## 6.41 getString

Get string value.

Memory is allocated for *value*. The caller is responsible to free it using the C-API. The Lua and Python bindings take care of the memory and the caller doesn't need to call free.

```
value, status = oms.getString(cref)
```

## 6.42 getSubModelPath

Returns the path of a given component.

```
path, status = oms.getSubModelPath(cref)
```

## 6.43 getSystemType

Gets the type of the given system.

```
type, status = oms.getSystemType(cref)
```

## 6.44 getTime

Get the current simulation time from the model.

```
time, status = oms.getTime(cref)
```

## 6.45 getTolerance

Gets the tolerance of a given system or component.

```
absoluteTolerance, relativeTolerance, status = oms.getTolerance(cref)
```

## 6.46 getVariableStepSize

Gets the step size parameters.

```
initialStepSize, minimumStepSize, maximumStepSize, status = oms.  
↪getVariableStepSize(cref)
```

## 6.47 getVersion

Returns the library's version string.

```
oms = OMSimulator()  
oms.getVersion()
```

## 6.48 importFile

Imports a composite model from a SSP file.

```
cref, status = oms.importFile(filename)
```

## 6.49 importSnapshot

Loads a snapshot to restore a previous model state. The model must be in virgin model state, which means it must not be instantiated.

```
newCref, status = oms.importSnapshot(cref, snapshot)
```

## 6.50 initialize

Initializes a composite model.

```
status = oms.initialize(cref)
```

## 6.51 instantiate

Instantiates a given composite model.

```
status = oms.instantiate(cref)
```

## 6.52 list

Lists the SSD representation of a given model, system, or component.

Memory is allocated for *contents*. The caller is responsible to free it using the C-API. The Lua and Python bindings take care of the memory and the caller doesn't need to call free.

```
contents, status = oms.list(cref)
```

## 6.53 listUnconnectedConnectors

Lists all unconnected connectors of a given system.

Memory is allocated for *contents*. The caller is responsible to free it using the C-API. The Lua and Python bindings take care of the memory and the caller doesn't need to call free.

```
contents, status = oms.listUnconnectedConnectors(cref)
```

## 6.54 listVariants

This API shows the number of variants available [(e.g). SystemStructure.ssd, VarA.ssd, VarB.ssd ] from a ssp file.

```
status = oms.listVariants(cref)
```

An example for finding the number of available variants in a ssp file

```
oms_newModel("model")
oms_addSystem("model.root", "system_wc")
oms_addSubModel("model.root.A", "A.fmu")
oms_duplicateVariant("model", "varA")
oms_duplicateVariant("varA", "varB")

oms_listVariants("varB")
```

The API will list the available variants like below

```
<oms:Variants>
  <oms:variant name="model" />
  <oms:variant name="varB" />
  <oms:variant name="varA" />
</oms:Variants>
```

## 6.55 loadSnapshot

Loads a snapshot to restore a previous model state. The model must be in virgin model state, which means it must not be instantiated.

```
newCref, status = oms.loadSnapshot(cref, snapshot)
```



## 6.56 newModel

Creates a new and yet empty composite model.

```
status = oms.newModel(cref)
```

## 6.57 newResources

Adds a new empty resources to the SSP. The resource file is a “.ssv” file where the parameter values set by the users using “oms\_setReal()”, “oms\_setInteger()” and “oms\_setReal()” are writtern to the file. Currently only “.ssv” files can be created.

The filename of the resource file is provided by the users using colon suffix at the end of cref. (e.g) “:root.ssv”

```
status = oms.newResources(cref)

## Example
from OMSimulator import OMSimulator
oms = OMSimulator()
oms.newModel("newResources")

oms.addSystem("newResources.root", oms_system_wc)
oms.addConnector("newResources.root.Input1", oms.input, oms_signal_type_real)
oms.addConnector("newResources.root.Input2", oms.input, oms_signal_type_real)

## add Top level resources, the filename is provided using the colon suffix
→ ":root.ssv"
oms.newResources("newResources.root:root.ssv")
oms.setReal("newResources.root.Input1", 10)
## export the ssp with new resources
oms.export("newResources", "newResources.ssp")
```

## 6.58 referenceResources

Switches the references of “.ssv” and “.ssm” in a SSP file. Referencing of “.ssv” and “.ssm” files are currently supported. The API can be used in two ways.

- 1) Referencing only the “.ssv” file.
- 2) Referencing both the “.ssv” along with the “.ssm” file.

This API should be used in combination with “oms\_deleteResources”. To switch with a new reference, the old reference must be deleted first using “oms\_deleteResources” and then reference with new resources.

When deleting only the references of a “.ssv” file, if a parameter mapping file “.ssm” is binded to a “.ssv” file, then the reference of “.ssm” file will also be deleted. It is not possible to delete the references of “.ssm” seperately as the ssm file is binded to a ssv file. Hence it is not possible to switch the reference of “.ssm” file alone. So inorder to switch the reference of “.ssm” file, the users need to bind the reference of “.ssm” file along with the “.ssv”.

The filename of the reference or resource file is provided by the users using colon suffix at the end of cref (e.g) “:root.ssv”, and the “.ssm” file is optional and is provided by the user as the second argument to the API.

```
status = oms.referenceResources(cref, ssmFile)

## Example
from OMSimulator import OMSimulator
oms = OMSimulator()
oms.importFile("referenceResources1.ssp")
## delete only the references in ".ssd" file
oms.deleteResources("referenceResources1.root:root.ssv")
## usage-1 switch with new references, only ssv file
oms.referenceResources("referenceResources1.root:Config1.ssv")
## usage-2 switch with new references, both ssv and ssm file
oms.referenceResources("referenceResources1.root:Config1.ssv", "Config1.ssm")
```

## 6.59 removeSignalsFromResults

Removes all variables that match the given regex to the result file.

```
status = oms.removeSignalsFromResults(cref, regex)
```

The second argument, i.e. regex, is considered as a regular expression (C++11). “.\*” and “(.\*?)” can be used to hit all variables.

## 6.60 rename

Renames a model, system, or component.

```
status = oms.rename(cref, newCref)
```

## 6.61 replaceSubModel

Replaces an existing fmu component, with a new component provided by the user, When replacing the fmu checks are made in all ssp concepts like in ssd, ssv and ssm, so that connections and parameter settings are not lost. It is possible that the namings of inputs and parameters match, but the start values might have been changed, in such cases new start values will be applied in ssd, ssv and ssm. In case if the Types of inputs and outputs and parameters differed, then the variables are updated according to the new changes and the connections will be removed with warning messages to user. In case when replacing a fmu, if the fmu contains parameter mapping associated with the ssv file, then only the ssm file entries are updated and the start values in the ssv files will not be changed.

```
status = oms.replaceSubModel(cref, fmuPath)
```

It is possible to import an partially developed fmu (i.e contains only modeldescription.xml without any binaries) in OMSimulator, and later can be replaced with a

fully developed fmu. An example to use the API, `oms_addSubModel("model.root.A",  
"../resources/replaceA.fmu") oms_export("model", "test.ssp") oms_import("test.ssp")  
oms_replaceSubModel("model.root.A", "../resources/replaceA_extended.fmu")`

## 6.62 reset

Reset the composite model after a simulation run.

The FMUs go into the same state as after instantiation.

```
status = oms.reset(cref)
```

## 6.63 setBoolean

Sets the value of a given boolean signal.

```
status = oms.setBoolean(cref, value)
```

## 6.64 setCommandLineOption

Sets special flags.

```
status = oms.setCommandLineOption(cmd)
```

Available flags:

```
info:      Usage: OMSimulator [Options] [Lua script] [FMU] [SSP file]
           Options:
             --addParametersToCSV=<arg>      Export parameters to .csv file
↪(true, [false])
             --algLoopSolver=<arg>           Specifies the alg. loop solver
↪method (fixedpoint, [kinsol]) used for algebraic loops spanning over
↪multiple components.
             --clearAllOptions               Reset all flags to default values
             --CVODEMaxErrTestFails=<int>    Maximum number of error test
↪failures for CVODE
             --CVODEMaxNLSFailures=<int>     Maximum number of nonlinear
↪convergence failures for CVODE
             --CVODEMaxNLSIterations=<int>   Maximum number of nonlinear solver
↪iterations for CVODE
             --CVODEMaxSteps=<int>           Maximum number of steps for CVODE
             --deleteTempFiles=<bool>        Deletes temp files as soon as they
↪are no longer needed ([true], false)
             --directionalDerivatives=<bool> Specifies whether directional
↪derivatives should be used to calculate the Jacobian for alg. loops or if a
↪numerical approximation should be used instead ([true], false)
             --dumpAlgLoops=<bool>          Dump information for alg loops
```

(continues on next page)

(continued from previous page)

```

→(true, [false])
    --emitEvents=<bool>                Specifies whether events should be
→emitted or not ([true], false)
    --fetchAllVars=<arg>                Workaround for certain FMUs that
→do not update all internal dependencies automatically
    --help [-h]                        Displays the help text
    --ignoreInitialUnknowns=<bool>      Ignore the initial unknowns from
→the modelDescription.xml (true, [false])
    --inputExtrapolation=<bool>         Enables input extrapolation using
→derivative information (true, [false])
    --intervals=<int> [-i]              Specifies the number of
→communication points (arg > 1)
    --logFile=<arg> [-l]                Specifies the logfile (stdout is
→used if no log file is specified)
    --logLevel=<int>                    0 default, 1 debug, 2 debug+trace
    --maxEventIteration=<int>           Specifies the max. number of
→iterations for handling a single event
    --maxLoopIteration=<int>            Specifies the max. number of
→iterations for solving algebraic loops between system-level components.
→Internal algebraic loops of components are not affected.
    --mode=<arg> [-m]                  Forces a certain FMI mode iff the
→FMU provides cs and me (cs, [me])
    --numProcs=<int> [-n]               Specifies the max. number of
→processors to use (0=auto, 1=default)
    --progressBar=<bool>                Shows a progress bar for the
→simulation progress in the terminal (true, [false])
    --realTime=<bool>                   Experimental feature for (soft)
→real-time co-simulation (true, [false])
    --resultFile=<arg> [-r]             Specifies the name of the output
→result file
    --skipCSVHeader=<arg>               Skip exporting the scv delimiter
→in the header ([true], false),
    --solver=<arg>                      Specifies the integration method
→(euler, [cvar])
    --solverStats=<bool>                Adds solver stats to the result
→file, e.g. step size; not supported for all solvers (true, [false])
    --startTime=<double> [-s]           Specifies the start time
    --stepSize=<arg>                    Specifies the step size (<step
→size> or <init step,min step,max step>)
    --stopTime=<double> [-t]            Specifies the stop time
    --stripRoot=<bool>                  Removes the root system prefix
→from all exported signals (true, [false])
    --suppressPath=<bool>               Suppresses path information in info
→messages; especially useful for testing ([true], false)
    --tempDir=<arg>                     Specifies the temp directory
    --timeout=<int>                     Specifies the maximum allowed time
→in seconds for running a simulation (0 disables)
    --tolerance=<double>                Specifies the relative tolerance
    --version [-v]                      Displays version information

```

(continues on next page)

(continued from previous page)

```
--wallTime=<bool>          Add wall time information for to
↪the result file (true, [false])
--workingDir=<arg>          Specifies the working directory
--zeroNominal=<bool>        Using this flag, FMUs with invalid
↪nominal values will be accepted and the invalid nominal values will be
↪replaced with 1.0
```

## 6.65 setFixedStepSize

Sets the fixed step size. Can be used for the communication step size of co-simulation systems and also for the integrator step size in model exchange systems.

```
status = oms.setFixedStepSize(cref, stepSize)
```

## 6.66 setInteger

Sets the value of a given integer signal.

```
status = oms.setInteger(cref, value)
```

## 6.67 setLogFile

Redirects logging output to file or std streams. The warning/error counters are reset.

filename="" to redirect to std streams and proper filename to redirect to file.

```
status = oms.setLogFile(filename)
```

## 6.68 setLoggingInterval

Set the logging interval of the simulation.

```
status = oms.setLoggingInterval(cref, loggingInterval)
```

## 6.69 setLoggingLevel

Enables/Disables debug logging (logDebug and logTrace).

0 default, 1 default+debug, 2 default+debug+trace

```
oms.setLoggingLevel(logLevel)
```

## 6.70 setMaxLogFileSize

Sets maximum log file size in MB. If the file exceeds this limit, the logging will continue on stdout.

```
oms.setMaxLogFileSize(size)
```

## 6.71 setReal

Sets the value of a given real signal.

```
status = oms.setReal(cref, value)
```

This function can be called in different model states:

- Before instantiation: *setReal* can be used to set start values or to define initial unknowns (e.g. parameters, states). The values are not immediately applied to the simulation unit, since it isn't actually instantiated.
- After instantiation and before initialization: Same as before instantiation, but the values are applied immediately to the simulation unit.
- After initialization: Can be used to force external inputs, which might cause discrete changes of continuous signals.

## 6.72 setRealInputDerivative

Sets the first order derivative of a real input signal.

This can only be used for CS-FMU real input signals.

```
status = oms.setRealInputDerivative(cref, value)
```

## 6.73 setResultFile

Set the result file of the simulation.

```
status = oms.setResultFile(cref, filename)
status = oms.setResultFile(cref, filename, bufferSize)
```

The creation of a result file is omitted if the filename is an empty string.

## 6.74 setSolver

Sets the solver method for the given system.

```
status = oms.setSolver(cref, solver)
```

solver	Type	Description
oms.solver_sc_explicit_euler	sc-system	Explicit euler with fixed step size
oms.solver_sc_cvode	sc-system	CVODE with adaptive stepsize
oms.solver_wc_ma	wc-system	default master algorithm with fixed step size
oms.solver_wc_mav	wc-system	master algorithm with adaptive stepsize
oms.solver_wc_mav2	wc-system	master algorithm with adaptive stepsize (double-step)

## 6.75 setStartTime

Set the start time of the simulation.

```
status = oms.setStartTime(cref, startTime)
```

## 6.76 setStopTime

Set the stop time of the simulation.

```
status = oms.setStopTime(cref, stopTime)
```

## 6.77 setString

Sets the value of a given string signal.

```
status = oms.setString(cref, value)
```

## 6.78 setTempDirectory

Set new temp directory.

```
status = oms.setTempDirectory(newTempDir)
```

## 6.79 setTolerance

Sets the tolerance for a given model or system.

```
status = oms.setTolerance(const char* cref, double tolerance)
status = oms.setTolerance(const char* cref, double absoluteTolerance, double ↵
↵relativeTolerance)
```

Default values are  $1e-4$  for both relative and absolute tolerances.

A tolerance specified for a model is automatically applied to its root system, i.e. both calls do exactly the same:

```
oms_setTolerance("model", absoluteTolerance, relativeTolerance);
oms_setTolerance("model.root", absoluteTolerance, relativeTolerance);
```

Component, e.g. FMUs, pick up the tolerances from there system. That means it is not possible to define different tolerances for FMUs in the same system right now.

In a strongly coupled system (*oms\_system\_sc*), the relative tolerance is used for CVODE and the absolute tolerance is used to solve algebraic loops.

In a weakly coupled system (*oms\_system\_wc*), both the relative and absolute tolerances are used for the adaptive step master algorithms and the absolute tolerance is used to solve algebraic loops.

## 6.80 setUnit

Sets the unit of a given signal.

```
status = oms.setUnit(cref, value)
```

## 6.81 setVariableStepSize

Sets the step size parameters for methods with stepsize control.

```
status = oms.getVariableStepSize(cref, initialStepSize, minimumStepSize, ↵
↵maximumStepSize)
```



## 6.82 setWorkingDirectory

Set a new working directory.

```
status = oms.setWorkingDirectory(newWorkingDir)
```

## 6.83 simulate

Simulates a composite model.

```
status = oms.simulate(cref)
```

## 6.84 stepUntil

Simulates a composite model until a given time value.

```
status = oms.stepUntil(cref, stopTime)
```

## 6.85 terminate

Terminates a given composite model.

```
status = oms.terminate(cref)
```

### 6.85.1 Example: Pi

This example uses a simple Modelica model and FMI-based batch simulation to approximate the value of pi.

A Modelica model is used to calculate two uniform distributed pseudo-random numbers between 0 and 1 based on a seed value and evaluates if the resulting coordinate is inside the unit circle or not.

```
model Circle
  parameter Integer globalSeed = 30020 "global seed to initialize random
  ↪number generator";
  parameter Integer localSeed = 614657 "local seed to initialize random
  ↪number generator";
  Real x;
  Real y;
  Boolean inside = x*x + y*y < 1.0;
protected
  Integer state128[4];
algorithm
  when initial() then
    state128 := Modelica.Math.Random.Generators.Xorshift128plus.
```

(continues on next page)

(continued from previous page)

```

↪ initialState(localSeed, globalSeed);
    (x, state128) := Modelica.Math.Random.Generators.Xorshift128plus.
↪ random(state128);
    (y, state128) := Modelica.Math.Random.Generators.Xorshift128plus.
↪ random(state128);
    end when;
    annotation(uses(Modelica(version="4.0.0")));
end Circle;

```

The model is then exported using the FMI interface and the generated FMU can then be used to run a million simulations in just a few seconds.

Listing 1: Batch simulation of the simple *Circle* model with different seed values. All OMSimulator-related commands are highlighted for convenience.

```

1 import math
2 import matplotlib.pyplot as plt
3 import OMSimulator as oms
4
5 # redirect logging to file and limit the file size to 65MB
6 oms.setLogFile('pi.log', 65)
7
8 model = oms.newModel('pi')
9 root = model.addSystem('root', oms.Types.System.SC)
10 root.addSubModel('circle', 'Circle.fmu')
11
12 model.resultFile = '' # no result file
13 model.instantiate()
14
15 results = list()
16 inside = 0
17
18 MIN = 100
19 MAX = 1000000
20 for i in range(0, MAX+1):
21     if i > 0:
22         model.reset()
23         model.setInteger('root.circle.globalSeed', i)
24         model.initialize()
25         if model.getBoolean("root.circle.inside"):
26             inside = inside + 1
27         if i >= MIN:
28             results.append(4.0*inside/i)
29 model.terminate()
30 model.delete()
31
32 plt.plot([MIN, MAX], [math.pi, math.pi], 'r--', range(MIN, MAX+1), results)
33 plt.xscale('log')
34 plt.ylabel('Approximation of pi')

```

(continues on next page)

(continued from previous page)

```
35 plt.savefig('pi.png')
```

The following figure shows the approximation of pi in relation to the number of samples.

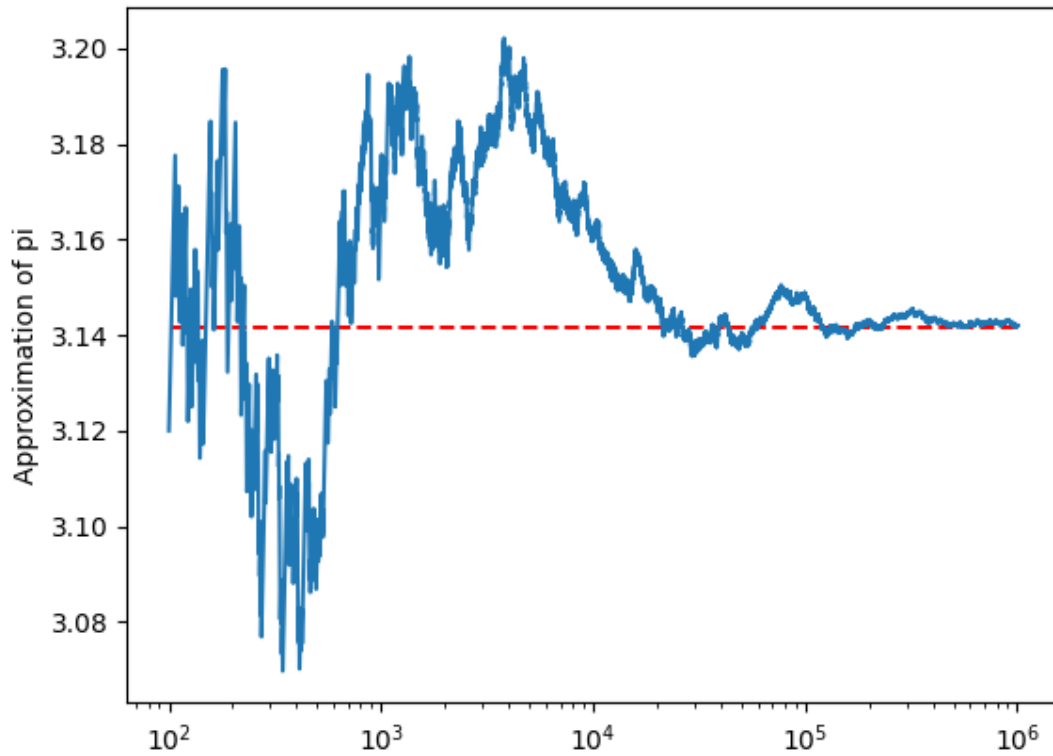


Fig. 1: Results of the above batch simulation which approximates the value of pi



## OPENMODELICASCRIPTING

This is a shared library that provides a OpenModelica Scripting interface for the OMSimulatorLib library.

### 7.1 Examples

```
loadOMSimulator();
oms_setTempDirectory("./temp/");
oms_newModel("model");
oms_addSystem("model.root", OpenModelica.Scripting.oms_system.oms_system_sc);

// instantiate FMUs
oms_addSubModel("model.root.system1", "FMUs/System1.fmu");
oms_addSubModel("model.root.system2", "FMUs/System2.fmu");

// add connections
oms_addConnection("model.root.system1.y", "model.root.system2.u");
oms_addConnection("model.root.system2.y", "model.root.system1.u");

// simulation settings
oms_setResultFile("model", "results.mat");
oms_setStopTime("model", 0.1);
oms_setFixedStepSize("model.root", 1e-4);

oms_instantiate("model");
oms_setReal("model.root.system1.x_start", 2.5);

oms_initialize("model");
oms_simulate("model");
oms_terminate("model");
oms_delete("model");
unloadOMSimulator();
```

## 7.2 OpenModelica Scripting Commands

### 7.3 addBus

Adds a bus to a given component.

```
status := oms_addBus(cref);
```

### 7.4 addConnection

Adds a new connection between connectors *A* and *B*. The connectors need to be specified as fully qualified component references, e.g., "*model.system.component.signal*".

```
status := oms_addConnection(crefA, crefB, suppressUnitConversion);
```

The two arguments *crefA* and *crefB* get swapped automatically if necessary. The third argument *suppressUnitConversion* is optional and the default value is *false* which allows automatic unit conversion between connections, if set to *true* then automatic unit conversion will be disabled.

### 7.5 addConnector

Adds a connector to a given component.

```
status := oms_addConnector(cref, causality, type);
```

The second argument "*causality*", should be any of the following,

```
"OpenModelica.Scripting.oms_causality.oms_causality_input"  
"OpenModelica.Scripting.oms_causality.oms_causality_output"  
"OpenModelica.Scripting.oms_causality.oms_causality_parameter"  
"OpenModelica.Scripting.oms_causality.oms_causality_bidir"  
"OpenModelica.Scripting.oms_causality.oms_causality_undefined"
```

The third argument *type*, should be any of the following,

```
"OpenModelica.Scripting.oms_signal_type.oms_signal_type_real"  
"OpenModelica.Scripting.oms_signal_type.oms_signal_type_integer"  
"OpenModelica.Scripting.oms_signal_type.oms_signal_type_boolean"  
"OpenModelica.Scripting.oms_signal_type.oms_signal_type_string"  
"OpenModelica.Scripting.oms_signal_type.oms_signal_type_enum"  
"OpenModelica.Scripting.oms_signal_type.oms_signal_type_bus"
```

## 7.6 addConnectorToBus

Adds a connector to a bus.

```
status := oms_addConnectorToBus(busCref, connectorCref);
```

## 7.7 addConnectorToTLMBus

Adds a connector to a TLM bus.

```
status := oms_addConnectorToTLMBus(busCref, connectorCref, type);
```

## 7.8 addExternalModel

Adds an external model to a TLM system.

```
status := oms_addExternalModel(cref, path, startscript);
```

## 7.9 addSignalsToResults

Add all variables that match the given regex to the result file.

```
status := oms_addSignalsToResults(cref, regex);
```

The second argument, i.e. regex, is considered as a regular expression (C++11). “.” and “(.)” can be used to hit all variables.

## 7.10 addSubModel

Adds a component to a system.

```
status := oms_addSubModel(cref, fmuPath);
```

## 7.11 addSystem

Adds a (sub-)system to a model or system.

```
status := oms_addSystem(cref, type);
```

The second argument **type**, should be any of the following,

```
"OpenModelica.Scripting.oms_system.oms_system_none"
```

(continues on next page)

(continued from previous page)

```
"OpenModelica.Scripting.oms_system.oms_system_tlm"  
"OpenModelica.Scripting.oms_system.oms_system_sc"  
"OpenModelica.Scripting.oms_system.oms_system_wc"
```

## 7.12 addTLMBus

Adds a TLM bus.

```
status := oms_addTLMBus(cref, domain, dimensions, interpolation);
```

The second argument `"domain"`, should be any of the following,

```
"OpenModelica.Scripting.oms_tlm_domain.oms_tlm_domain_input"  
"OpenModelica.Scripting.oms_tlm_domain.oms_tlm_domain_output"  
"OpenModelica.Scripting.oms_tlm_domain.oms_tlm_domain_mechanical"  
"OpenModelica.Scripting.oms_tlm_domain.oms_tlm_domain_rotational"  
"OpenModelica.Scripting.oms_tlm_domain.oms_tlm_domain_hydraulic"  
"OpenModelica.Scripting.oms_tlm_domain.oms_tlm_domain_electric"
```

The fourth argument `"interpolation"`, should be any of the following,

```
"OpenModelica.Scripting.oms_tlm_interpolation.oms_tlm_no_interpolation"  
"OpenModelica.Scripting.oms_tlm_interpolation.oms_tlm_coarse_grained"  
"OpenModelica.Scripting.oms_tlm_interpolation.oms_tlm_fine_grained"
```

## 7.13 addTLMConnection

Connects two TLM connectors.

```
status := oms_addTLMConnection(crefA, crefB, delay, alpha, linearimpedance, ↵  
↵angularimpedance);
```

## 7.14 compareSimulationResults

This function compares a given signal of two result files within absolute and relative tolerances.

```
status := oms_compareSimulationResults(filenameA, filenameB, var, relTol, ↵  
↵absTol);
```

The following table describes the input values:



Input	Type	Description
filenameA	String	Name of first result file to compare.
filenameB	String	Name of second result file to compare.
var	String	Name of signal to compare.
relTol	Number	Relative tolerance.
absTol	Number	Absolute tolerance.

The following table describes the return values:

Type	Description
Integer	1 if the signal is considered as equal, 0 otherwise

## 7.15 copySystem

Copies a system.

```
status := oms_copySystem(source, target);
```

## 7.16 delete

Deletes a connector, component, system, or model object.

```
status := oms_delete(cref);
```

## 7.17 deleteConnection

Deletes the connection between connectors *crefA* and *crefB*.

```
status := oms_deleteConnection(crefA, crefB);
```

The two arguments *crefA* and *crefB* get swapped automatically if necessary.

## 7.18 deleteConnectorFromBus

Deletes a connector from a given bus.

```
status := oms_deleteConnectorFromBus(busCref, connectorCref);
```

## 7.19 deleteConnectorFromTLMBus

Deletes a connector from a given TLM bus.

```
status := oms_deleteConnectorFromTLMBus(busCref, connectorCref);
```

## 7.20 export

Exports a composite model to a SPP file.

```
status := oms_export(cref, filename);
```

## 7.21 exportDependencyGraphs

Export the dependency graphs of a given model to dot files.

```
status := oms_exportDependencyGraphs(cref, initialization, event, simulation);
```

## 7.22 exportSnapshot

Lists the SSD representation of a given model, system, or component.

Memory is allocated for *contents*. The caller is responsible to free it using the C-API. The Lua and Python bindings take care of the memory and the caller doesn't need to call free.

```
(contents, status) := oms_exportSnapshot(cref);
```

## 7.23 extractFMKind

Extracts the FMI kind of a given FMU from the file system.

```
(kind, status) := oms_extractFMKind(filename);
```

## 7.24 faultInjection

Defines a new fault injection block.

```
status := oms_faultInjection(cref, type, value);
```

The second argument **type**, can be any of the following described below

```
"OpenModelica.Scripting.oms_fault_type.oms_fault_type_bias"  
"OpenModelica.Scripting.oms_fault_type.oms_fault_type_gain"  
"OpenModelica.Scripting.oms_fault_type.oms_fault_type_const"
```

type	Description"
oms_fault_type_bias	$y = y.\$original + \text{faultValue}$
oms_fault_type_gain	$y = y.\$original * \text{faultValue}$
oms_fault_type_const	$y = \text{faultValue}$

## 7.25 freeMemory

Free the memory allocated by some other API. Pass the object for which memory is allocated.

This function is not needed for OpenModelicaScripting Interface

## 7.26 getBoolean

Get boolean value of given signal.

```
(value, status) := oms_getBoolean(cref);
```

## 7.27 getFixedStepSize

Gets the fixed step size. Can be used for the communication step size of co-simulation systems and also for the integrator step size in model exchange systems.

```
(stepSize, status) := oms_setFixedStepSize(cref);
```

## 7.28 getInteger

Get integer value of given signal.

```
(value, status) := oms_getInteger(cref);
```

## 7.29 getModelState

Gets the model state of the given model cref.

```
(modelState, status) := oms_getModelState(cref);
```

## 7.30 getReal

Get real value.

```
(value, status) := oms_getReal(cref);
```

## 7.31 getSolver

Gets the selected solver method of the given system.

```
(solver, status) := oms_getSolver(cref);
```

## 7.32 getStartTime

Get the start time from the model.

```
(startTime, status) := oms_getStartTime(cref);
```

## 7.33 getStopTime

Get the stop time from the model.

```
(stopTime, status) := oms_getStopTime(cref);
```

## 7.34 getSubModelPath

Returns the path of a given component.

```
(path, status) := oms_getSubModelPath(cref);
```

## 7.35 getSystemType

Gets the type of the given system.

```
(type, status) := oms_getSystemType(cref);
```

## 7.36 getTime

Get the current simulation time from the model.

```
(time, status) := oms_getTime(cref);
```

## 7.37 getTolerance

Gets the tolerance of a given system or component.

```
(absoluteTolerance, relativeTolerance, status) := oms_getTolerance(cref);
```

## 7.38 getVariableStepSize

Gets the step size parameters.

```
(initialStepSize, minimumStepSize, maximumStepSize, status) := oms_  
↳getVariableStepSize(cref);
```

## 7.39 getVersion

Returns the library's version string.

```
version := oms_getVersion();
```

## 7.40 importFile

Imports a composite model from a SSP file.

```
(cref, status) := oms_importFile(filename);
```

## 7.41 importSnapshot

Loads a snapshot to restore a previous model state. The model must be in virgin model state, which means it must not be instantiated.

```
status := oms_importSnapshot(cref, snapshot);
```

## 7.42 initialize

Initializes a composite model.

```
status := oms_initialize(cref);
```

## 7.43 instantiate

Instantiates a given composite model.

```
status := oms_instantiate(cref);
```

## 7.44 list

Lists the SSD representation of a given model, system, or component.

Memory is allocated for *contents*. The caller is responsible to free it using the C-API. The Lua and Python bindings take care of the memory and the caller doesn't need to call free.

```
(contents, status) := oms_list(cref);
```

## 7.45 listUnconnectedConnectors

Lists all unconnected connectors of a given system.

Memory is allocated for *contents*. The caller is responsible to free it using the C-API. The Lua and Python bindings take care of the memory and the caller doesn't need to call free.

```
(contents, status) := oms_listUnconnectedConnectors(cref);
```

## 7.46 loadSnapshot

Loads a snapshot to restore a previous model state. The model must be in virgin model state, which means it must not be instantiated.

```
status := oms_loadSnapshot(cref, snapshot);
```

## 7.47 newModel

Creates a new and yet empty composite model.

```
status := oms_newModel(cref);
```

## 7.48 removeSignalsFromResults

Removes all variables that match the given regex to the result file.

```
status := oms_removeSignalsFromResults(cref, regex);
```

The second argument, i.e. regex, is considered as a regular expression (C++11). “.” and “(.)” can be used to hit all variables.

## 7.49 rename

Renames a model, system, or component.

```
status := oms_rename(cref, newCref);
```

## 7.50 reset

Reset the composite model after a simulation run.

The FMUs go into the same state as after instantiation.

```
status := oms_reset(cref);
```

## 7.51 setBoolean

Sets the value of a given boolean signal.

```
status := oms_setBoolean(cref, value);
```

## 7.52 setCommandLineOption

Sets special flags.

```
status := oms_setCommandLineOption(cmd);
```

Available flags:

```

info:      Usage: OMSimulator [Options] [Lua script] [FMU] [SSP file]
           Options:
             --addParametersToCSV=<arg>      Export parameters to .csv file
→(true, [false])
             --algLoopSolver=<arg>           Specifies the alg. loop solver
→method (fixedpoint, [kinsol]) used for algebraic loops spanning over
→multiple components.
             --clearAllOptions               Reset all flags to default values
             --CVODEMaxErrTestFails=<int>    Maximum number of error test
→failures for CVODE
             --CVODEMaxNLSFailures=<int>     Maximum number of nonlinear
→convergence failures for CVODE
             --CVODEMaxNLSIterations=<int>   Maximum number of nonlinear solver
→iterations for CVODE
             --CVODEMaxSteps=<int>           Maximum number of steps for CVODE
             --deleteTempFiles=<bool>        Deletes temp files as soon as they
→are no longer needed ([true], false)
             --directionalDerivatives=<bool> Specifies whether directional
→derivatives should be used to calculate the Jacobian for alg. loops or if a
→numerical approximation should be used instead ([true], false)
             --dumpAlgLoops=<bool>          Dump information for alg loops
→(true, [false])
             --emitEvents=<bool>            Specifies whether events should be
→emitted or not ([true], false)
             --fetchAllVars=<arg>           Workaround for certain FMUs that
→do not update all internal dependencies automatically
             --help [-h]                    Displays the help text
             --ignoreInitialUnknowns=<bool> Ignore the initial unknowns from
→the modelDescription.xml (true, [false])
             --inputExtrapolation=<bool>    Enables input extrapolation using
→derivative information (true, [false])
             --intervals=<int> [-i]          Specifies the number of
→communication points (arg > 1)
             --logFile=<arg> [-l]           Specifies the logfile (stdout is
→used if no log file is specified)
             --logLevel=<int>                0 default, 1 debug, 2 debug+trace
             --maxEventIteration=<int>       Specifies the max. number of
→iterations for handling a single event
             --maxLoopIteration=<int>        Specifies the max. number of
→iterations for solving algebraic loops between system-level components.
→Internal algebraic loops of components are not affected.
             --mode=<arg> [-m]              Forces a certain FMI mode iff the
→FMU provides cs and me (cs, [me])
             --numProcs=<int> [-n]          Specifies the max. number of
→processors to use (0=auto, 1=default)
             --progressBar=<bool>           Shows a progress bar for the
→simulation progress in the terminal (true, [false])
             --realTime=<bool>              Experimental feature for (soft)
→real-time co-simulation (true, [false])
             --resultFile=<arg> [-r]        Specifies the name of the output

```

(continues on next page)



(continued from previous page)

```

→ result file
    --skipCSVHeader=<arg>          Skip exporting the scv delimiter.
→ in the header ([true], false),
    --solver=<arg>                 Specifies the integration method.
→ (euler, [cvm])
    --solverStats=<bool>           Adds solver stats to the result.
→ file, e.g. step size; not supported for all solvers (true, [false])
    --startTime=<double> [-s]      Specifies the start time
    --stepSize=<arg>               Specifies the step size (<step
→ size> or <init step,min step,max step>)
    --stopTime=<double> [-t]       Specifies the stop time
    --stripRoot=<bool>             Removes the root system prefix.
→ from all exported signals (true, [false])
    --suppressPath=<bool>          Suppresses path information in info.
→ messages; especially useful for testing ([true], false)
    --tempDir=<arg>               Specifies the temp directory
    --timeout=<int>               Specifies the maximum allowed time.
→ in seconds for running a simulation (0 disables)
    --tolerance=<double>           Specifies the relative tolerance
    --version [-v]                Displays version information
    --wallTime=<bool>             Add wall time information for to
→ the result file (true, [false])
    --workingDir=<arg>            Specifies the working directory
    --zeroNominal=<bool>          Using this flag, FMUs with invalid
→ nominal values will be accepted and the invalid nominal values will be
→ replaced with 1.0

```

## 7.53 setFixedStepSize

Sets the fixed step size. Can be used for the communication step size of co-simulation systems and also for the integrator step size in model exchange systems.

```
status := oms_setFixedStepSize(cref, stepSize);
```

## 7.54 setInteger

Sets the value of a given integer signal.

```
status := oms_setInteger(cref, value);
```

## 7.55 setLogFile

Redirects logging output to file or std streams. The warning/error counters are reset.

filename="" to redirect to std streams and proper filename to redirect to file.

```
status := oms_setLogFile(filename);
```

## 7.56 setLoggingInterval

Set the logging interval of the simulation.

```
status := oms_setLoggingInterval(cref, loggingInterval);
```

## 7.57 setLoggingLevel

Enables/Disables debug logging (logDebug and logTrace).

0 default, 1 default+debug, 2 default+debug+trace

```
oms_setLoggingLevel(logLevel);
```

## 7.58 setReal

Sets the value of a given real signal.

```
status := oms_setReal(cref, value);
```

This function can be called in different model states:

- Before instantiation: *setReal* can be used to set start values or to define initial unknowns (e.g. parameters, states). The values are not immediately applied to the simulation unit, since it isn't actually instantiated.
- After instantiation and before initialization: Same as before instantiation, but the values are applied immediately to the simulation unit.
- After initialization: Can be used to force external inputs, which might cause discrete changes of continuous signals.

## 7.59 setRealInputDerivative

Sets the first order derivative of a real input signal.

This can only be used for CS-FMU real input signals.

```
status := oms_setRealInputDerivative(cref, value);
```

## 7.60 setResultFile

Set the result file of the simulation.

```
status := oms_setResultFile(cref, filename);  
status := oms_setResultFile(cref, filename, bufferSize);
```

The creation of a result file is omitted if the filename is an empty string.

## 7.61 setSolver

Sets the solver method for the given system.

```
status := oms_setSolver(cref, solver);
```

The second argument `"solver"` should be any of the following,

```
"OpenModelica.Scripting.oms_solver.oms_solver_none"  
"OpenModelica.Scripting.oms_solver.oms_solver_sc_min"  
"OpenModelica.Scripting.oms_solver.oms_solver_sc_explicit_euler"  
"OpenModelica.Scripting.oms_solver.oms_solver_sc_cvode"  
"OpenModelica.Scripting.oms_solver.oms_solver_sc_max"  
"OpenModelica.Scripting.oms_solver.oms_solver_wc_min"  
"OpenModelica.Scripting.oms_solver.oms_solver_wc_ma"  
"OpenModelica.Scripting.oms_solver.oms_solver_wc_mav"  
"OpenModelica.Scripting.oms_solver.oms_solver_wc_assc"  
"OpenModelica.Scripting.oms_solver.oms_solver_wc_mav2"  
"OpenModelica.Scripting.oms_solver.oms_solver_wc_max"
```

## 7.62 setStartTime

Set the start time of the simulation.

```
status := oms_setStartTime(cref, startTime);
```

## 7.63 setStopTime

Set the stop time of the simulation.

```
status := oms_setStopTime(cref, stopTime);
```

## 7.64 setTLMPositionAndOrientation

Sets initial position and orientation for a TLM 3D interface.

```
status := oms_setTLMPositionAndOrientation(cref, x1, x2, x3, A11, A12, A13, ↵  
↵A21, A22, A23, A31, A32, A33);
```

## 7.65 setTLMSocketData

Sets data for TLM socket communication.

```
status := oms_setTLMSocketData(cref, address, managerPort, monitorPort);
```

## 7.66 setTempDirectory

Set new temp directory.

```
status := oms_setTempDirectory(newTempDir);
```

## 7.67 setTolerance

Sets the tolerance for a given model or system.

```
status := oms_setTolerance(const char* cref, double tolerance);  
status := oms_setTolerance(const char* cref, double absoluteTolerance, double ↵  
↵relativeTolerance);
```

Default values are  $1e-4$  for both relative and absolute tolerances.

A tolerance specified for a model is automatically applied to its root system, i.e. both calls do exactly the same:

```
oms_setTolerance("model", absoluteTolerance, relativeTolerance);  
oms_setTolerance("model.root", absoluteTolerance, relativeTolerance);
```

Component, e.g. FMUs, pick up the tolerances from there system. That means it is not possible to define different tolerances for FMUs in the same system right now.

In a strongly coupled system (*oms\_system\_sc*), the relative tolerance is used for CVODE and the absolute tolerance is used to solve algebraic loops.

In a weakly coupled system (*oms\_system\_wc*), both the relative and absolute tolerances are used for the adaptive step master algorithms and the absolute tolerance is used to solve algebraic loops.

## 7.68 setVariableStepSize

Sets the step size parameters for methods with stepsize control.

```
status := oms_getVariableStepSize(cref, initialStepSize, minimumStepSize, ↵
↵maximumStepSize);
```

## 7.69 setWorkingDirectory

Set a new working directory.

```
status := oms_setWorkingDirectory(newWorkingDir);
```

## 7.70 simulate

Simulates a composite model.

```
status := oms_simulate(cref);
```

## 7.71 stepUntil

Simulates a composite model until a given time value.

```
status := oms_stepUntil(cref, stopTime);
```

## 7.72 terminate

Terminates a given composite model.

```
status := oms_terminate(cref);
```



## GRAPHICAL MODELLING

OMSimulator has an optional dependency to OpenModelica in order to utilize the graphical modelling editor OMEdit. This feature requires to install the full OpenModelica tool suite, which includes OM-Simulator. The independent stand-alone version doesn't provide any graphical modelling editor.

Composite models are imported and exported in the System Structure Description (SSD) format, which is part of the System Structure and Parameterization (SSP) standard.

See also [FMI documentation](#) and [SSP documentation](#).

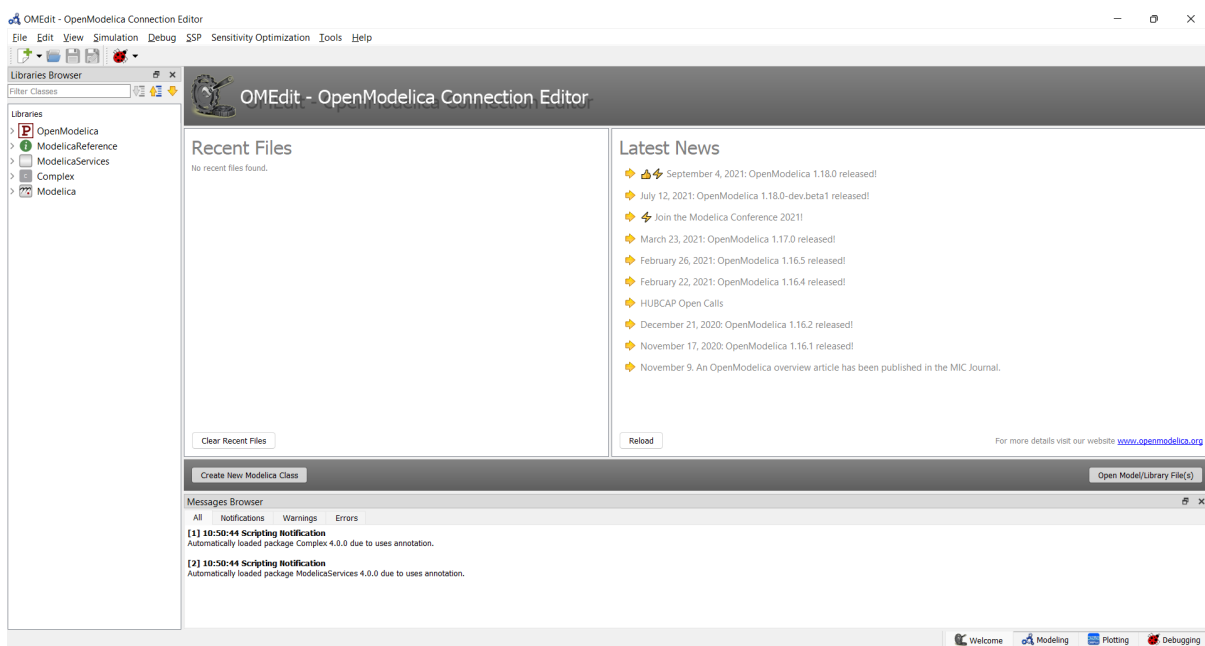


Fig. 1: OMEdit MainWindow and Browsers.

### 8.1 New SSP Model

A new and empty SSP model can be created from *File->New->SSP* menu item.

That will open a dialog to enter the names of the model and the root system and to choose the root systems type.

**There are three types available:**

- TLM - Transmission Line Modeling System

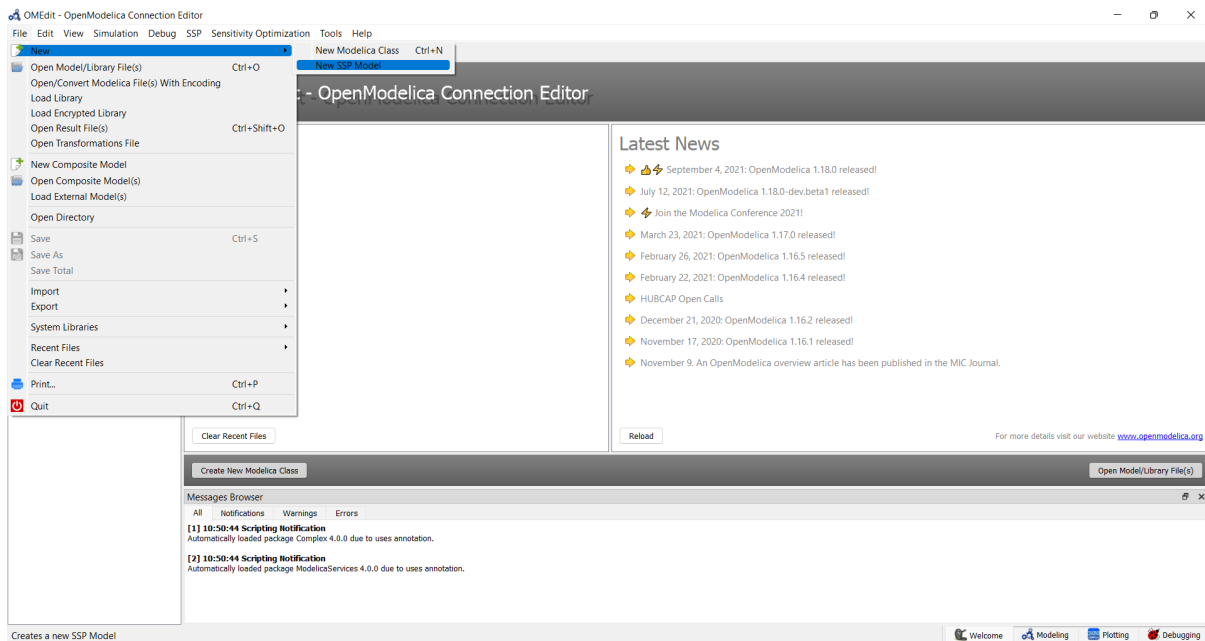


Fig. 2: OMEdit: New SSP Model

- Weakly Coupled - Connected Co-Simulation FMUs System
- Strongly Coupled - Connected Model-Exchange FMUs System

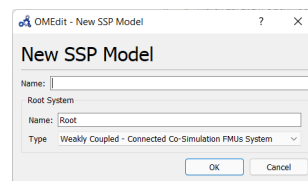


Fig. 3: OMEdit: New SSP Model Dialog

## 8.2 Add System

When a new model is created a root system is always generated. If you need to have another system in your root system you can add it with *SSP->Add System*.

For example only a weakly coupled system (Co-Simulation) can integrate strongly coupled system (Model Exchange). Therefore, the weakly coupled system must be selected from the Libraries Browser and the respective menu item can be selected:

That will pop-up a dialog to enter the names of the new system.



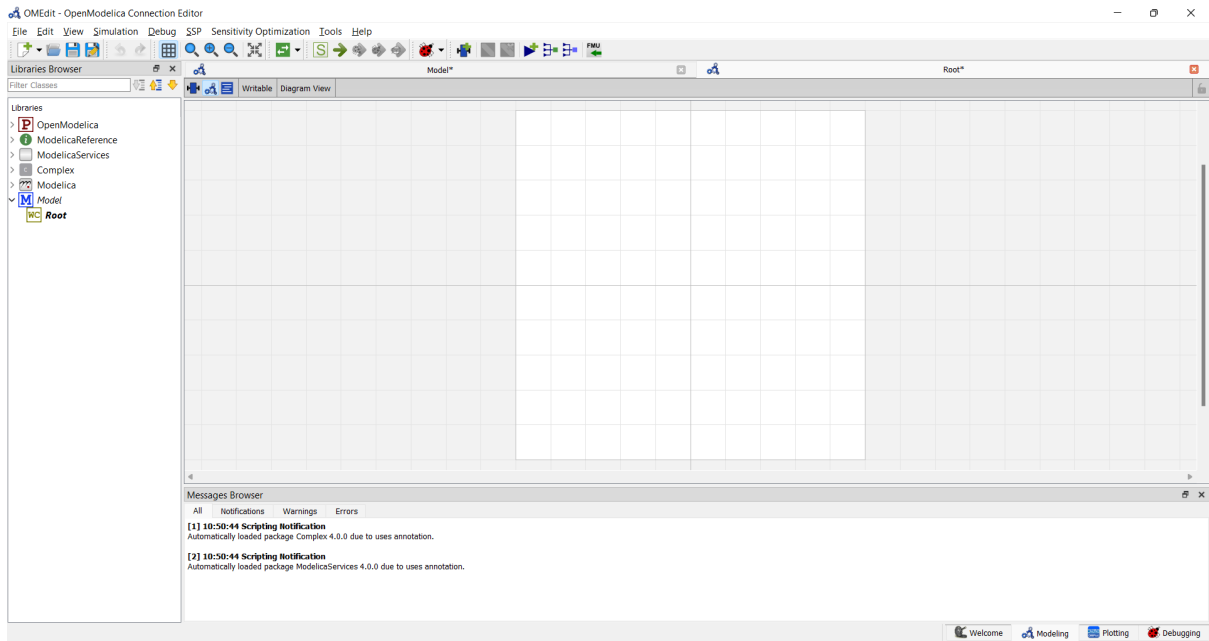


Fig. 4: OMEdit: Newly created empty root system of SSP model

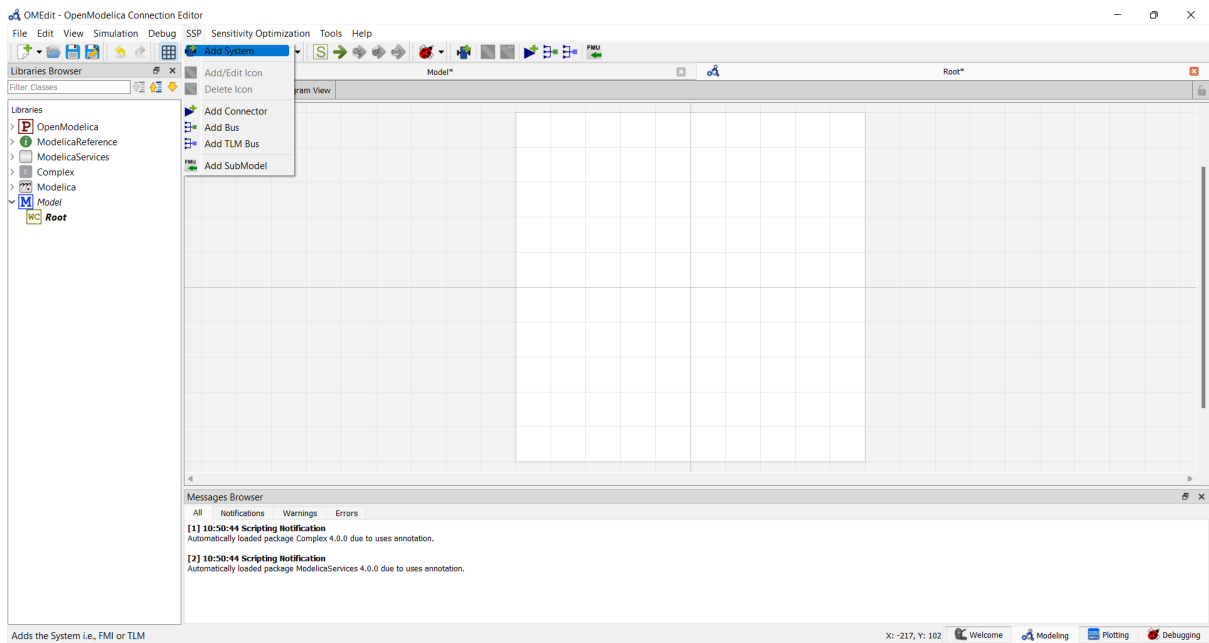


Fig. 5: OMEdit: Add System

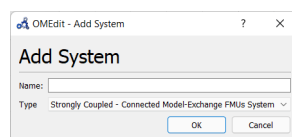


Fig. 6: OMEdit: Add System Dialog

## 8.3 Add SubModel

A sub-model is typically an FMU, but it also can be result file. In order to import a sub-model, the respective system must be selected and the action can be selected from the menu bar:

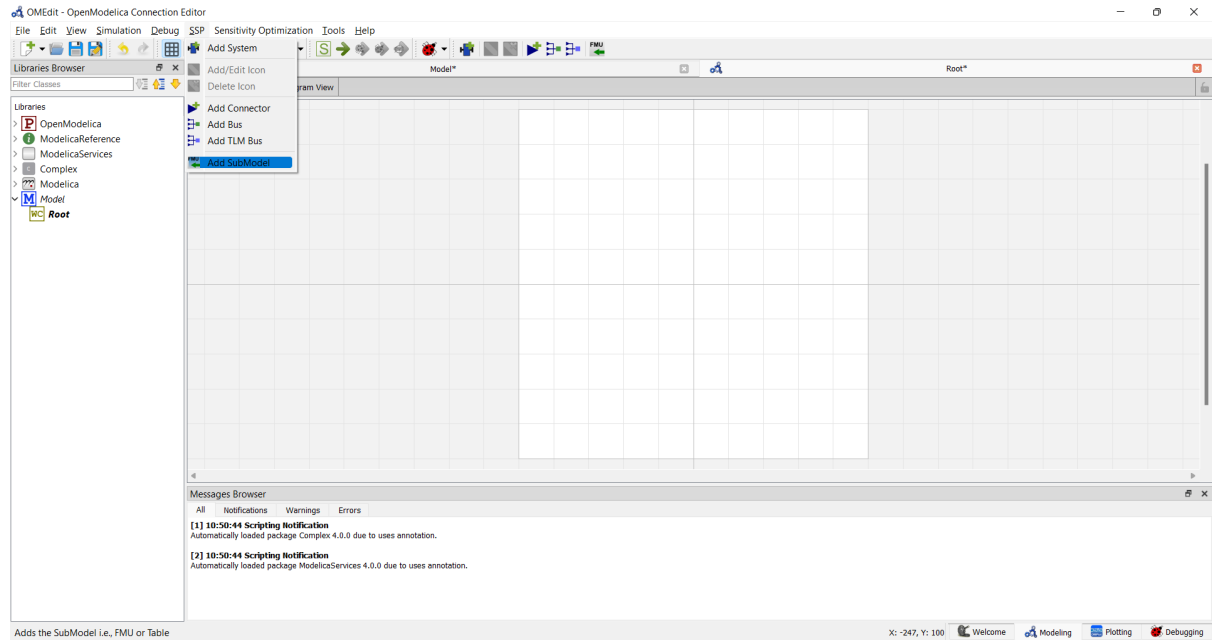


Fig. 7: OMEdit: Add SubModel

The file browser will open to select an FMU (.fmu) or result file (.csv) as a submodel. Then a dialog opens to choose the name of the new sub-model.

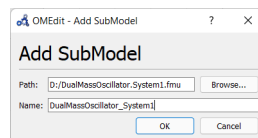


Fig. 8: OMEdit: Add SubModel Dialog

## 8.4 Simulate

Select the simulate button (symbol with green arrow) or select *Simulation->Simulate* from the menu in OMEdit to simulate the SSP model.

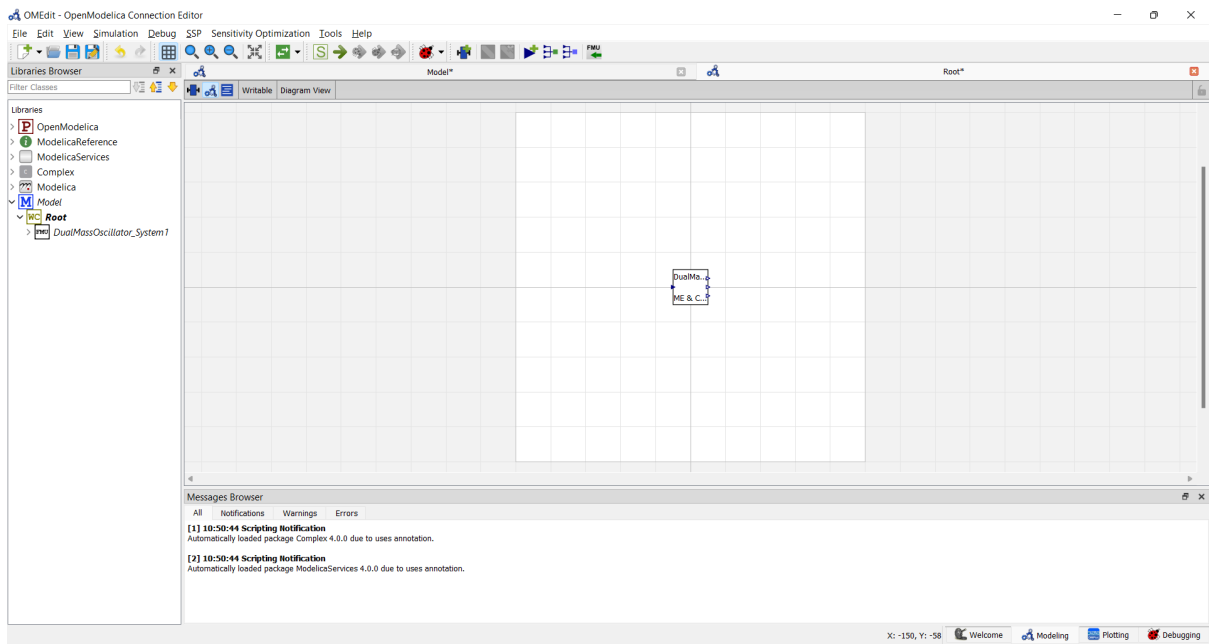


Fig. 9: OMEdit: Root system with added FMU.

## 8.5 Dual Mass Oscillator Example

The dual mass oscillator example from our testsuite is a simple example one can recreate using components from the Modelica Standard Library. After splitting the model into two models and exporting each as an Model-Exchange and Co-Simulation FMU.

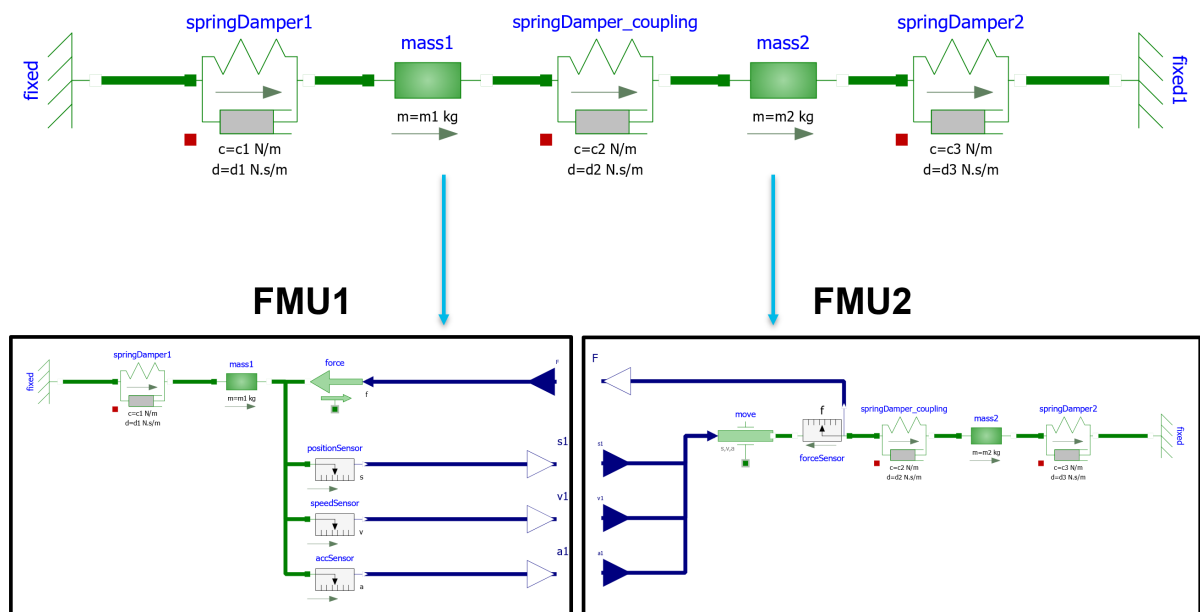


Fig. 10: Dual mass oscillator Modelica model (diagramm view) and FMUs

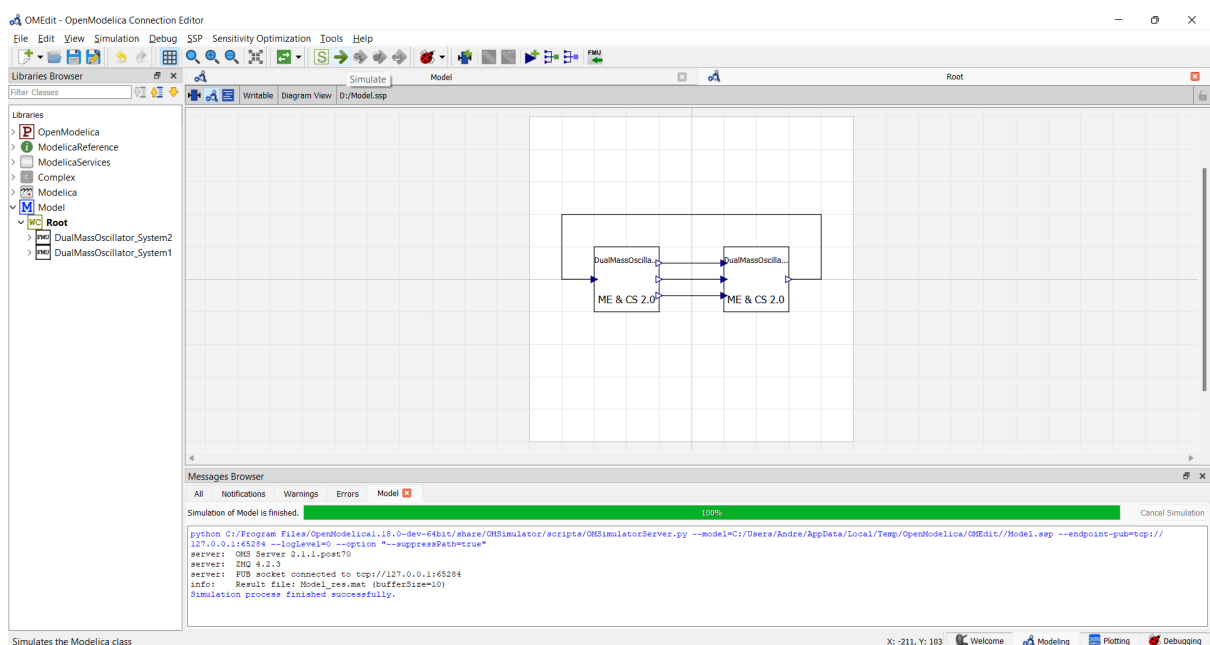


Fig. 11: OMEdit: Simulate Dual Mass Oscillator SSP model

## SSP SUPPORT

Composite models are imported and exported in the *System Structure Description (SSD)* format, which is part of the *System Structure and Parameterization (SSP)* standard.

### 9.1 Bus Connections

Bus connections are saved as annotations to the SSD file. Bus connectors are only allowed in weakly coupled and strongly coupled systems. Bus connections can exist in any system type. Bus connectors are used to hide SSD connectors and bus connections are used to hide existing SSD connections in the graphical user interface. It is not required that all connectors referenced in a bus are connected. One bus may be connected to multiple other buses, and also to SSD connectors.

The example below contains a root system with two subsystems, WC1 and WC2. Bus connector WC1.bus1 is connected to WC2.bus2. Bus connector WC2.bus2 is also connected to SSD connector WC1.C3.

```
<?xml version="1.0" encoding="UTF-8"?>
<ssd:SystemStructureDescription name="Test" version="Draft20180219">
  <ssd:System name="Root">
    <ssd:Elements>
      <ssd:System name="WC2">
        <ssd:Connectors>
          <ssd:Connector name="C1" kind="input" type="Real"/>
          <ssd:Connector name="C2" kind="output" type="Real"/>
        </ssd:Connectors>
        <ssd:Annotations>
          <ssc:Annotation type="org.openmodelica">
            <oms:Bus name="bus2">
              <oms:Signals>
                <oms:Signal name="C1"/>
                <oms:Signal name="C2"/>
              </oms:Signals>
            </oms:Bus>
          </ssc:Annotation>
        </ssd:Annotations>
      </ssd:System>
      <ssd:System name="WC1">
        <ssd:Connectors>
          <ssd:Connector name="C1" kind="output" type="Real"/>
          <ssd:Connector name="C2" kind="input" type="Real"/>
```

(continues on next page)

(continued from previous page)

```

    <ssd:Connector name="C3" kind="input" type="Real"/>
  </ssd:Connectors>
  <ssd:Annotations>
    <ssc:Annotation type="org.openmodelica">
      <oms:Bus name="bus1">
        <oms:Signals>
          <oms:Signal name="C1"/>
          <oms:Signal name="C2"/>
        </oms:Signals>
      </oms:Bus>
    </ssc:Annotation>
  </ssd:Annotations>
</ssd:System>
</ssd:Elements>
<ssd:Connections>
  <ssd:Connection startElement="WC2" startConnector="C1"
    endElement="WC1" endConnector="C1"/>
  <ssd:Connection startElement="WC2" startConnector="C2"
    endElement="WC1" endConnector="C2"/>
  <ssd:Connection startElement="WC2" startConnector="C2"
    endElement="WC1" endConnector="C3"/>
</ssd:Connections>
<ssd:Annotations>
  <ssc:Annotation type="org.openmodelica">
    <oms:Connections>
      <oms:Connection startElement="WC1" startConnector="bus1"
        endElement="WC2" endConnector="bus2"/>
      <oms:Connection startElement="WC2" startConnector="bus2"
        endElement="WC1" endConnector="C3"/>
    </oms:Connections>
  </ssc:Annotation>
</ssd:Annotations>
</ssd:System>
</ssd:SystemStructureDescription>

```

## 9.2 TLM Systems

TLM systems are only allowed on top-level. SSD annotations are used to specify the system type inside the `ssd:SimulationInformation` tag, as shown in the example below. Attributes `ip`, `managerport` and `monitorport` defines the socket communication, used both to exchange data with external tools and with internal simulation threads.

```

<?xml version="1.0"?>
<ssd:System name="tlm">
  <ssd:SimulationInformation>
    <ssd:Annotations>
      <ssd:Annotation type="org.openmodelica">
        <oms:TlmMaster ip="127.0.1.1" managerport="11111" monitorport="11121"/>

```

(continues on next page)

(continued from previous page)

```

<->
  </ssd:Annotation>
</ssd:Annotations>
</ssd:SimulationInformation>
<ssd:Elements>
  <ssd:System name="weaklycoupled">
    <ssd:SimulationInformation>
      <ssd:FixedStepMaster description="oms-ma" stepSize="1e-1" />
    </ssd:SimulationInformation>
  </ssd:System>
</ssd:Elements>
</ssd:System>

```

## 9.3 TLM Connections

TLM connections are implemented without regular SSD connections. TLM connections are only allowed in TLM systems. TLM connectors are only allowed in weakly coupled or strongly coupled systems. Both connectors and connections are implemented as SSD annotations in the System tag.

The example below shows a TLM system containing two weakly coupled systems, wc1 and wc2. System wc1 contains two TLM connectors, one of type 1D signal and one of type 1D mechanical. System wc2 contains only a 1D signal type connector. The two 1D signal connectors are connected to each other in the TLM top-level system.

```

<?xml version="1.0"?>
<ssd:System name="tlm">
  <ssd:Elements>
    <ssd:System name="wc2">
      <ssd:Connectors>
        <ssd:Connector name="y" kind="input" type="Real" />
      </ssd:Connectors>
      <ssd:Annotations>
        <ssd:Annotation type="org.openmodelica">
          <oms:Bus name="bus2" type="tlm" domain="signal"
            dimension="1" interpolation="none">
            <oms:Signals>
              <oms:Signal name="y" tlmType="value" />
            </oms:Signals>
          </oms:Bus>
        </ssd:Annotation>
      </ssd:Annotations>
    </ssd:System>
    <ssd:System name="wc1">
      <ssd:Connectors>
        <ssd:Connector name="y" kind="output" type="Real" />
        <ssd:Connector name="x" kind="output" type="Real" />
        <ssd:Connector name="v" kind="output" type="Real" />
        <ssd:Connector name="f" kind="input" type="Real" />
      </ssd:Connectors>
    </ssd:System>
  </ssd:Elements>
</ssd:System>

```

(continues on next page)

(continued from previous page)

```

</ssd:Connectors>
<ssd:Annotations>
  <ssd:Annotation type="org.openmodelica">
    <oms:Bus name="bus1" type="tlm" domain="signal"
      dimension="1" interpolation="none">
      <oms:Signals>
        <oms:Signal name="y" tlmType="value" />
      </oms:Signals>
    </oms:Bus>
    <oms:Bus name="bus2" type="tlm" domain="mechanical"
      dimension="1" interpolation="none">
      <oms:Signals>
        <oms:Signal name="x" tlmType="state" />
        <oms:Signal name="v" tlmType="flow" />
        <oms:Signal name="f" tlmType="effort" />
      </oms:Signals>
    </oms:Bus>
  </ssd:Annotation>
</ssd:Annotations>
</ssd:System>
</ssd:Elements>
<ssd:Annotations>
  <ssd:Annotation type="org.openmodelica">
    <oms:Connections>
      <oms:Connection startElement="wc1" startConnector="bus1"
        endElement="wc2" endConnector="bus2"
        delay="0.001000" alpha="0.300000"
        linearimpedance="100.000000"
        angularimpedance="0.000000" />
    </oms:Connections>
  </ssd:Annotation>
</ssd:Annotations>
</ssd:System>

```

Depending on the type of TLM bus connector (dimension, domain and interpolation), connectors need to be assigned to different tlm variable types. Below is the complete list of supported TLM bus types and their respective connectors.

### 1D signal

tlmType	causality
"value"	input/output

### 1D physical (no interpolation)



tlmType	causality
"state"	output
"flow"	output
"effort"	input

### 1D physical (coarse-grained interpolation)

tlmType	causality
"state"	output
"flow"	output
"wave"	input
"impedance"	input

### 1D physical (fine-grained interpolation)

tlmType	causality
"state"	output
"flow"	output
"wave1"	input
"wave2"	input
"wave3"	input
"wave4"	input
"wave5"	input
"wave6"	input
"wave7"	input
"wave8"	input
"wave9"	input
"wave10"	input
"time1"	input
"time2"	input
"time3"	input
"time4"	input
"time5"	input
"time6"	input
"time7"	input
"time8"	input
"time9"	input
"time10"	input
"impedance"	input

### 3D physical (no interpolation)

tlmType	causality
"state1"	output
"state2"	output
"state3"	output
"A11"	output
"A12"	output
"A13"	output
"A21"	output
"A22"	output
"A23"	output
"A31"	output
"A32"	output
"A33"	output
"flow1"	output
"flow2"	output
"flow3"	output
"flow4"	output
"flow5"	output
"flow6"	output
"effort1"	input
"effort2"	input
"effort3"	input
"effort4"	input
"effort5"	input
"effort6"	input

### 3D physical (coarse-grained interpolation)

tImType	causality
"state1"	output
"state2"	output
"state3"	output
"A11"	output
"A12"	output
"A13"	output
"A21"	output
"A22"	output
"A23"	output
"A31"	output
"A32"	output
"A33"	output
"flow1"	output
"flow2"	output
"flow3"	output
"flow4"	output
"flow5"	output
"flow6"	output
"wave1"	input
"wave2"	input
"wave3"	input
"wave4"	input
"wave5"	input
"wave6"	input
"linearimpedance"	input
"angularimpedance"	input

### 3D physical (fine-grained interpolation)

tImType	causality
"state1"	output
"state2"	output
"state3"	output
"A11"	output
"A12"	output
"A13"	output
"A21"	output
"A22"	output
"A23"	output
"A31"	output
"A32"	output
"A33"	output
"flow1"	output
"flow2"	output
"flow3"	output
"flow4"	output
"flow5"	output

continues on next page

Table 1 – continued from previous page

tlmType	causality
"flow6"	output
"wave1_1"	input
"wave1_2"	input
"wave1_3"	input
"wave1_4"	input
"wave1_5"	input
"wave1_6"	input
"wave2_1"	input
"wave2_2"	input
"wave2_3"	input
"wave2_4"	input
"wave2_5"	input
"wave2_6"	input
"wave3_1"	input
"wave3_2"	input
"wave3_3"	input
"wave3_4"	input
"wave3_5"	input
"wave3_6"	input
"wave4_1"	input
"wave4_2"	input
"wave4_3"	input
"wave4_4"	input
"wave4_5"	input
"wave4_6"	input
"wave5_1"	input
"wave5_2"	input
"wave5_3"	input
"wave5_4"	input
"wave5_5"	input
"wave5_6"	input
"wave6_1"	input
"wave6_2"	input
"wave6_3"	input
"wave6_4"	input
"wave6_5"	input
"wave6_6"	input
"wave7_1"	input
"wave7_2"	input
"wave7_3"	input
"wave7_4"	input
"wave7_5"	input
"wave7_6"	input
"wave8_1"	input
"wave8_2"	input
"wave8_3"	input
"wave8_4"	input
"wave8_5"	input

continues on next page

Table 1 – continued from previous page

tImType	causality
"wave8_6"	input
"wave9_1"	input
"wave9_2"	input
"wave9_3"	input
"wave9_4"	input
"wave9_5"	input
"wave9_6"	input
"wave10_1"	input
"wave10_2"	input
"wave10_3"	input
"wave10_4"	input
"wave10_5"	input
"wave10_6"	input
"time1"	input
"time2"	input
"time3"	input
"time4"	input
"time5"	input
"time6"	input
"time7"	input
"time8"	input
"time9"	input
"time10"	input
"linearimpedance"	input
"angularimpedance"	input



## O

OMEdit, 99

OMSimulator, 1

Examples, 4

Flags, 3

OMSimulatorLib, 5

C-API, 7

OMSimulatorLua, 32

Examples, 33

Scripting Commands, 33

OMSimulatorPython, 55

Examples, 57

Scripting Commands, 58

OpenModelicaScripting, 81

Examples, 83

Scripting Commands, 83

## S

SSP, 105

Bus connections, 107

TLM connections, 109

TLM Systems, 108